

SURVIVAL GUIDE

AUGUST 29 - SEPTEMBER 5

The desert is a place worlds away from that to which most of us are accustomed, and is governed by physical laws that cannot be ignored. You are responsible for your own survival, safety, and comfort. Read this Survival Guide carefully and make sure **EVERYONE** in your group reads it as well.

NEW for 2005

The Survival Guide presents important new information every year. Even if you have been to Burning Man before, you should read this important document to make sure you are informed and educated about the changes in Black Rock City. In addition to some minor changes throughout, you will also find brand new information about **underage drinking** (pg.8), **port-a-potties** (pg.3), **city layout and design** (pg.2), **Public Burn Pyres** (pg.12), **fuel and hazardous material storage** (pg.11), **bikes** (pg.2), **children at the event** (pg.2), **safe vehicle loading** (pg.10), and **storm preparation** (pg.5). After 2004 there was a greater than usual amount of items and trash found along the highway after Burning Man. We have reason to believe this was due to a number of badly secured loads. Secure your load properly! The Nevada Highway Patrol has provided **load safety, travel, and vehicle maintenance tips for participants** (pg.10). Be sure to check out the **Waste Reduction and Recycle Resolutions** (pg.6), as well as the **Top 10 MOOP Avoidance Tips** (pg.6) for additional ideas on reducing the amount of stuff you bring. There is also expanded information on **Mutant Vehicles** and **BRC's Department of Mutant Vehicles (DMV)** found on pg.11.

Participant Responsibilities

Participants at Burning Man must bring all necessities to the desert: food, shelter, water, fuel, and basic first aid supplies. As you read these guidelines for responsible behavior, please keep in mind that you are responsible for yourself at all times, in every regard, as you approach, once you enter, and as you leave Black Rock City. Above and beyond the provision for individual survival, every-one is requested to help ensure our collective survival by following very basic rules relating to public safety and community well-being. Everyone is expected to abide by these standards. Community membership is a privilege. Violation of these requirements could result in ejection from the community.

THE TEN COMMANDMENTS

Thou Shalt Read!

(Expanded Commandments on Page Three)

- I DO NOT drive cars in Black Rock City after arrival.** Be prepared to come to Black Rock City and anchor your vehicle at your campsite.
- II Respect public boundaries.** The boundaries of Black Rock City are clearly marked and established within an area of the playa that is administered by the Bureau of Land Management (BLM) for purposes of public recreation.
- III No commercial vending.** No vending or sales of any kind are allowed at Burning Man.
- IV LEAVE NO TRACE!** All participants are required to remove their own trash and garbage.
- V Observe fire rules.** High winds create a serious fire hazard within the densely settled confines of our city.
- VI Sound** emitted from any camp should not cause serious disruption to adjacent camps. Large sound systems are limited to certain areas of our city.
- VII BURNING MAN IS A NO DOG EVENT.**
- VIII No one will be admitted without a valid admission ticket from Burning Man.** Your ticket is a revocable license.
- IX Burning Man supports county, state and federal laws.** This means you must comport yourself, with regard to these laws, as you would in any municipality.
- X No firearms.** The possession of firearms or ammunition within Black Rock City is prohibited. Neither our event nor the greater playa is suitable for recreational shooting.



STORIES

In universities, people know through studies.
In businesses and bureaucracies, people
know by reports. In communities,
people know by stories.

CAPACITY

Communities are built on the recognition of the
unique abilities of every member. Commerce
and the public service sector define us
on the basis of deficiency and need.

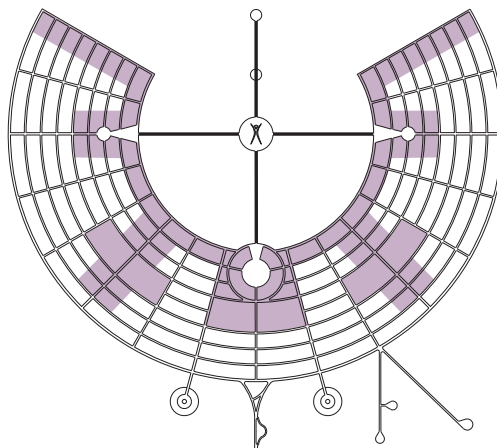
INFORMALITY

In the community, transactions of value
take place without money, advertising,
or hype. Care emerges in place of
structured service.

Culture IN BLACK ROCK CITY

CELEBRATION

Community activities incorporate
celebration, parties and other line
social events. The line between work
and play is blurred and the human nature
of everyday life becomes part of the way
you work. You will know that you are in a
community if you often hear laughter and singing.



COLLECTIVE EFFORT

Community is cooperative – uniting us as
varied members of one body. When by contrast,
we consume a service, we're made passive.
50 million people may view a television
program or consume a beverage in
complete isolation from one another.

The New Plan for Black Rock City 2005

BLACK ROCK CITY HAS GROWN EVERY YEAR, AND THE CHALLENGES OF PRESERVING AN
INTIMACY OF COMMUNITY HAVE GROWN WITH IT. In response, we've looked at our city plan with
fresh eyes, and decided to take an evolutionary step in this grand experiment called Burning Man.



We are a family friendly event.

We encourage everyone to know
where kids' camp, "Kidsville",
is located on the map. If you are
not a family friendly camp, please
place yourself far away from it.
If you are a family camp yourself,
consider camping between 4:30
and 5:30. For more info, contact
kids@burningman.com.

**All parents should attend to their
children and are responsible for
their safety and well being at
all times. Parents not behaving
responsibly with regard to their
children may be asked to leave the event.**


**IF YOU ENCOUNTER A LOST CHILD,
alert a Black Rock Ranger immedi-
ately. Always be respectful of children's
personal space and their needs.**

You may have noticed on the plan that the placed theme camp area has changed
this year. We are excited to announce that theme camps will be placed in such a way that they
literally reach into our communities, thus freeing up more non-reserved camping areas closer
to Center Camp and the Esplanade, the main promenade of Black Rock City.

In the past, reserved theme camp space has extended two blocks into the city from the
Esplanade. This year we have thinned this region down to one broad block and lessened
the theme camp presence south of Center Camp.


In 2005, theme camps will extend into BRC at four locations. The 3 and 9 o'clock
plazas will feature more theme camps extending for two additional blocks behind
them, enhancing these communities that have continued to flourish at Burning Man
over the last several years. Most significantly, new theme camp boulevards now
extend from the Esplanade at the 4:30 and 7:30 clock positions to the outer-most
roads of Black Rock City. This serves to break down the division between theme
camps and the rest of the city, blurring the line between "suburb" and "city",
and creating neighborhoods -- or sub-communities -- oriented
toward active participation.

With this new redistribution, it is hoped that Burning Man participants
will have more opportunities for intimate connections with their commu-
nity. We look forward to seeing how it all plays out.



Bikes are not merely a convenience.

They are of part of our culture.
Our city is designed for pedestrians
and bikes, but there is no bike repair
available. So be sure your bike is
in good working order BEFORE the
event, and bring tools, a wire brush,
chain lube, and extra tire tubes.



A new moon on the playa in 2005 means
more than ever: **LIGHT UP YOUR BIKE to
avoid injury and damage.** Lock your bike
at all times and mark your bike -- and ALL
your possessions -- with your name and
camp location. Leave no trace: do not ditch
your bike at Burning Man! Dealing with
abandoned bikes stretches our already
over-taxed resources.

01 | No Cruising! Black Rock City is designed for pedestrians and bicycles. Except for public agencies, specially marked Black Rock City service vehicles, and Mutant Vehicles licensed by the Department of Mutant Vehicles, no cars, motorcycles, ATVs, golf carts or go-carts are allowed to drive in our city or on the open playa around it. When entering and leaving Black Rock City, please observe posted speed limits (5 mph; no dust) within city limits. Pedestrians and bicycles have the "right of way" over motor vehicles. Remember: the event ends Monday, and there is still no driving allowed on Sunday night. These simple rules will be strictly enforced. See Department of Mutant Vehicles on page 11.



TEN COMMANDMENTS

02 | The BLM will establish a buffer zone on the playa around Black Rock City. No camping is allowed in this area. The marked area immediately fronting our city is reserved for works of art. Do not drive or camp here. A specially marked area is reserved for Walk-In Camping. No automobile traffic or motorized vehicles are permitted inside this area.


03 | You can not buy or sell anything. Black Rock City is a place of sharing and free exchange within a gift economy. An exception is our Café, which sells espresso and a few other beverages as a public service. Ice is also sold in Center Camp at CampArctica. Proceeds from the sale of ice are donated to local communities. See Commerce & Concessions on page 13.



04 | No trash receptacles are provided. Please take everything you bring to the event back home with you. Burning Man will provide only portable toilets that will be emptied on a regular basis. Do not empty trash or put anything other than human waste in the portable toilets. If you brought your own toilet, do not deposit your personal potty bags in the portable toilets. Contribute to our long-term survival: Pack it In, Pack it Out. You are responsible for the condition of your campsite and nearby public areas of Black Rock City. Clean up as you go! Do not deposit garbage in neighboring towns. See Garbage Disposal section for information on nearby public landfills on page 15.

05 | Burn barrels are restricted to the Esplanade, the pedestrian boulevard at the front of our city, Villages, Center Camp, and the two Plazas at 3 o'clock and 9 o'clock. All structures must be 50 feet from any burn barrel. Do not burn anything but wood and paper in these barrels; burning plastic and trash releases toxic fumes. Aerial flares, rockets, explosives, and fireworks are prohibited in Black Rock City and could result in a fine. Straw or hay bales are not allowed. Respect artworks. If artwork is to be burned, ONLY the artist who created it may ignite it. No fires of any kind are allowed on the unprotected playa surface. See Burn Scar Prevention on page 7.

06 | Large-scale Sound Art zones are located along the streets of 2 and 10 o'clock at the far ends of our settlement. Within the city the maximum power amplification is 300 watts. Be thoughtful of your neighbors. If a problem with sound levels continues after sufficient warning, the device or system will be disabled. See Noise Control on page 12.



07 | Burning Man is a no dog event. Do not show up with your dog at the gate of Burning Man and expect to be admitted to the event. This restriction is for the well-being and safety of participants and their four-legged friends. For questions please contact dogs@burningman.com. For questions during the event, contact Playa Info in Center Camp.



08 | Violation of these rules, or violent or anti-social behavior, can result in revocation of your ticket and ejection from the event without refund. No one under 18 will be admitted without a parent or guardian. Our admission Gate will be open at 12:01 a.m. on Monday, August 29th. Tickets sold at the gate will be priced SUBSTANTIALLY higher than advance sale tickets. PAYMENT FOR TICKETS: CASH AND CREDIT CARD ONLY; NO CHECKS WILL BE ACCEPTED! We cannot guarantee that the credit card system will be working. Please anticipate this possibility and bring cash as an alternative. NO tickets will be sold at the Gate after 11:59 p.m. on Thursday, September 1st.

09 | Burning Man does not promote or condone the use of illegal drugs. The use of such drugs in a physically challenging and hazardous environment can create a serious health risk. Sex acts are prohibited in the civic space of Black Rock City and in unrestricted public environments. Burning Man also supports your right to privacy as a resident of our community. See Law Enforcement on pages 8-9.

10 | The possession of firearms or ammunition within Black Rock City is prohibited. Neither our event nor the greater playa is suitable for recreational shooting.

Toilets

If it wasn't made by your body, don't put it in the potty!



Portable toilets will be provided, and will be emptied regularly. Use these facilities only for their intended purpose — not for dumping garbage or your personal potty bags. Putting anything but human waste and one-ply toilet paper into the portable toilets makes pumping nearly impossible and threatens the survival of the Burning Man event. This includes tampons, trash, and handy wipes. Put the lid down when you're done — it helps keep odors under control. Do not dump gray water in the potties, doing so will

fill them up much faster than normal and result in nasty potties for all. For tips on dealing conscientiously with your gray water, see the Preparation section of the Burning Man website. 2004 was a BAD potty year — we MUST remedy this situation in 2005!!


Please do not defecate on the playa; it is illegal and an unpleasant mess for everyone, especially for those who restore the playa after the event.

Radical Self Reliance

What You Must Bring:


- ☐ **1.5 gallons of water** per person per day (for drinking, showering, washing, and food preparation) Carry a bottle of water with you at all times.
- ☐ Enough **food/beverages** for your entire party 
- ☐ **First-aid kit**
- ☐ **Warm clothing for evenings** — this is a desert at 4000 feet elevation!
- ☐ **Bedding and shelter** of some type — the winds can exceed 75 mph, and the mid-day temperature can exceed 100° F.
- ☐ A good **camp tent**  is recommended along with warm sleeping bags. Evening temperatures can drop into the 40's.
- ☐ **Garbage bags**
- ☐ Any **required prescriptions**, contact lens supplies (disposables work great), or whatever else you need to maintain your health and comfort in a remote area with no services.




- ☐ **Flashlights and spare batteries** (headlamps are useful) to be sure you can see and be seen at night
- ☐ **Sunscreen / sunblock lotion**  and sunglasses
- ☐ **Fire extinguishers**, if you plan to burn your art
- ☐ **Common sense, an open mind, and a positive attitude**





We Strongly Suggest You Bring:

- ☐ **Shade structures**,  umbrellas, parasols, sheets; something to break the cruel mid-day sun
- ☐ A **wide brim hat** (a chinstrap is useful)
- ☐ A **cooking stove** if you expect to heat food or liquid

- ☐ A **bicycle** (mountain bikes or "cruisers" with balloon tires are best) which must be equipped with a light for safe nighttime travel); A lock is helpful.
- ☐ **Tire repair kit**, spare parts and extra tubes for bikes.
- ☐ **Portable shower** with a drain system to collect grey water.
- ☐ **Earplugs!** (Not everyone is going to want to sleep when you do.)
- ☐ **Watertight protective bags** (e.g. heavy zip-type) for cameras or electronic gear
- ☐ **Lotion/lip balm** to treat cracked skin
- ☐ Smokers: **portable ashtrays** (e.g. a mint tin that doesn't leak ashes, or a film canister)






- ☐ **Costumes** musical instruments, props, banners, signs, and anything else you can think of that might make the experience more fun for you and your playa neighbors

- ☐ **Fire extinguisher** for your camp (especially if you have a generator).
- ☐ A **radio**
- ☐ **Camp marker** (flag, flasher, distinctive marking)
- ☐ **Particle/dust mask**  (dust storms are common.)
- ☐ **12" tent stakes** (High winds are likely, rebar is cheap and effective.)
- ☐ **Plastic bottles** or tennis balls to top and protect dangerous rebar stakes
- ☐ **Goggles** to protect eyes in case of dust storms 
- ☐ **Extra set of car keys** (keys are easily lost!)

Helpful Things to Bring:

- ☐ **Sewing kit** 
- ☐ **Rope** and/or string
- ☐ **Ribbons**, Mylar, etc., to flag tent ropes/guy lines
- ☐ **Handy wipes**
- ☐ **Duct tape**
- ☐ **Spray bottle** (for misting)
- ☐ **Rugs** to keep dust down in your camp (Remember to remove stray fibers when removing MOOP — Matter Out Of Place — before departure)
- ☐ **Gifts** to give to new friends.
- ☐ **Calling card** just in case you have to make a personal call from Gerlach

Things NOT to Bring:


- **Feathers** of any kind, e.g., boas (They shed, no matter what you do — try marabou instead.) 
- **Glass containers** of any kind
- **Excess packaging** from foods (For example, remove outer box from cereals and just bring the inner bag.)
- **Loose glitter**
- **Nuts in their shells**
- **Too much fresh produce** — many melons end up as stinky, messy trash to haul home at the end of the week 
- Anything that will break up and/or blow away in the wind (trees, twigs, loose paper, palm fronds, etc.)
- **Styrofoam Coolers** (they don't hold up and will break into a million bits) 
- **Gravel** (makes for nasty time-consuming MOOP)
- **Straw or hay bales** (messy messy messy)

**** Explosives, arial flares, rockets.**

THE BLACK ROCK DESERT is a thoroughly flat, prehistoric lakebed, composed of hardpan alkali, ringed by majestic mountains. Daytime temperatures routinely exceed 100° F and the humidity is extremely low, which rapidly and continually wicks the moisture from your body. Because the atmosphere is so dry, you may not feel particularly warm, but you'll be steadily drying up. Sunscreen, lip balm and skin lotion are your best friends on the playa. At nearly 4,000 feet above sea level the atmosphere provides much less filtering of the sunlight that causes sunburn. As a result, you will burn much faster and more severely than at lower elevations. Put on

sunscreen every morning and repeat as needed during the day. It takes nearly everyone a day or so to acclimate to the desert climate. Don't be surprised if you spend your first day feeling a bit queasy and cranky. Begin drinking more water as you approach the desert. To stay healthy and enjoy the week, drink water all the time whether you think you need it or not. Drinking up to one gallon of water per person per day is the rule of thumb. Remember to eat proper salty foods to prevent electrolyte imbalance. Users of alcohol, caffeine or other drugs are particularly at risk for dehydration, and should pay careful attention to their water intake.

Dehydration can cause headaches, stomach cramps, abdominal pains, constipation, or flu-like symptoms. It exacerbates both heat-related and cold-related conditions (i.e. both sunstroke and hypothermia), and makes it difficult for the body to mend itself. If someone you know complains of these symptoms, or shows signs of either severe overheating or (worse) a case of the chills under the mid-day sun, get them to shade immediately and seek prompt medical help. In case of emergency, go to the Medical Station at Center Camp or an Emergency Services Outpost near the Civic Plazas. Medical aides are always on call and evacuation is available.



YOUR BODY vs. THE ELEMENTS

SOME SIGNS THAT YOU MAY NOT BE DRINKING ENOUGH WATER:

- You don't carry a water bottle with you at all times.
- You sip instead of drinking deeply.
- You wait to drink until you're thirsty — too late!
- Your urine is anything but clear and abundant.
- You become cranky.



BEATING THE HEAT (AND THE COLD)

Make sure you bring some kind of shade for your camp and try to lay low during the hottest part of the day (save your strength for the night). Use sunscreen, sunglasses, hat, and water. If you don't take a few basic steps to protect yourself, the desert's mid-day sun will cook you in no time. However, when the sun drops over the horizon, temperatures can quickly plummet fifty degrees. Overnight lows in the 40's can seem exceptionally cold after extensive daytime sun, so you'll want to bring warm clothing too, and a good sleeping bag.

A FEW WORDS ABOUT STORMS

The playa can be subject to sudden bouts of fierce, unpredictable weather. Storm cells, fed by rising thermals that stream upward from the surrounding mountains, may arise in the late afternoon or evening and bring high winds, lightning and (some- times) rain into camp. Likewise, dust storms can prowl the playa in packs or sweep in a broadened front across the plain. Suddenly besetting us, they can produce instant "white-outs." However, they are usually over quickly. Long sustained rainfall or white out conditions are unlikely; however, you may want to come to the event prepared.

IN WHITE-OUT CONDITIONS:

- Bring a plastic 5-gallon utility bucket (with lid!) and heavy duty black garbage bags (as an emergency porta potty). The bags go home with you, NOT in a porta potty.
- Bring a complete basic first aid kit.
- Bring a battery powered radio and tune into BMIR (94.5 FM).
- Relax and wait until conditions change.
- DO NOT DRIVE your vehicle.

You will become stuck!

- Seek immediate shelter and stay there. (White-outs are why goggles are great!)
- If you are caught outside of shelter during this condition, simply sit down; cover your face with your shirt and wait. Using a dust mask is highly effective.
- Be alert for moving vehicles.
- If you are in a vehicle, stop and wait for the air to clear.


IN THE EVENT OF RAIN:

Rainfall here is quite selective, and dries quickly. Severe conditions rarely last more than half an hour. Storms often come in with little or no warning. You need to keep your camp battened down at all times so it's secure. This is especially true when you're away from your camp. Winds can exceed 75 mph and objects such as sleeping bags, chairs, card tables, empty ice chests and tents have been carried away by occasional high winds.

- Remain where you are.
- Do not drive. Carry your bike; playa mud clogs it in a few feet.
- Relax and wait until conditions change.
- Tune into BMIR, 94.5 FM.

• SECURING YOUR CAMP •

Try to position your tent and any shade structures to present the smallest possible profile to the wind (prevailing south-southwest to north-northeast). Weight the interior corners of your tent; stakes that are 12-inch or longer are recommended. Lengths of rebar make excellent stakes, but all exposed ends must be capped (empty 1-liter plastic soda bottles will do the trick) to prevent foot/leg injuries. Full information on rebar including tips for removal are available in the Preparation section of the Burning Man website. At all times, keep objects (paper products, clothing, tarps, everything) secure from the wind. MOOP (Matter Out Of Place) is often created as a result of laziness. CLEAN UP AS YOU GO! Ropes or cables used to stabilize tents should be flagged, preferably with a white or reflective material. They are hazardous to pedestrians at night. Lock your valuables in your car.



PROTECTING the Environment

There is no garbage collection service at Burning Man. Every camp is responsible for its refuse. We are ALL responsible for trash in Black Rock City. Trash can be ANYTHING you bring here: tent stakes, bottle caps, ashes, orange peels, cigarette butts, pistachio shells, and boa fibers — even sequins. Do not put trash in the portable toilets. When you see trash on the ground in BRC, pick it up and take it with you! Better yet, prevent trash from happening. Observe this simple rule: Don't let it hit the ground.

IMPORTANT REMINDERS

Ensure Our Long term Survival

Special reminders for 2005:

- Only that which passes through your body, and one-ply toilet paper, belong in portable toilets. NO TAMPONS, TRASH, CIGARETTE BUTTS, ETC.
- Secure your load! Pack carefully and make sure your trash and other items do not come loose on the ride home and litter the highways.
- Please join with your neighbors on Sunday and Monday after the burn, or schedule two hours on your own during your stay to help clean up BRC. The Earth Guardians in Center Camp can help put you on a cleanup project.
- You will be allowed to use your own mug at the Center Camp Café. There are NO trash or recycling bins in the Café. If you bring your own bottled or canned beverages to the Café, please plan to take the drink containers back to your camp with you.

In addition to contributing time toward the overall event site cleanup on Sunday and Monday, we ask that all camps walk their occupied area in a grid pattern to effectively identify stray organic and inorganic matter. We recommend the last person leaving self-identify as the Leave No Trace monitor for your camp. Our permit allows for a very short time to restore the playa to its original condition. We can only satisfy the BLM stipulations and pass both the Fall and Spring inspections if all citizens share in the responsibility.

Waste Reduction and Recycle Resolutions:

- 1. RETHINK, REDUCE, REUSE, AND RECYCLE!!**
- 2. DON'T BRING GLASS CONTAINERS OF ANY KIND,** or throw glass in fires. They shatter and create a miserable pickup chore. If you bring bottles, take them home with you and recycle them there (aluminum cans are recyclable in Black Rock City).
- 3. SEPARATE TRASH.** Bring a mesh bag to dehydrate wet garbage "compost" or a 5-gallon sealable bucket to store. This will isolate and reduce the burden of rotting food refuse. Burnable trash should be separated from recyclable materials.
- 4. THINK AHEAD!** Do not bring unnecessary product packaging. Choose less messy menu items (finger foods). Avoid leftovers (feed your neighbors). Bring pre-cooked food (store in zip-type bags for easy-to-eat food on the run).
- 5. REUSE CONTAINERS.** For example, concentrated juice may be purchased in 12 ounce plastic bottles.



Mix this into a gallon water jug, and use the original concentrate bottle to drink out of over and over.

- 6. CHOOSE CRUSHABLE ALUMINUM CANS OVER PLASTIC AND GLASS.** Aluminum cans can be brought to Recycle Camp. See our web page for more information: www.burningman.com/on_the_playa/environment_concerns/recycle_camp.html
- 7. BRING YOUR OWN REUSABLE BEVERAGE CONTAINER** to the Café or cocktail parties — ideally one with a hook that's part of your outfit wherever you go. You can use your own reusable cup if you purchase coffee and other beverages

at the Center Camp Café.

- 8. The DPW is not accepting water donations this year.** Do not leave water at the Gate as you leave. Plan as accurately as possible, but if you have excess and must dispose of it, use it as dust abatement for your campsite (not the road) as you leave.

Top 10 MOOP Avoidance TIPS:

(MOOP = Matter Out Of Place)


- 01** Clean as you go (you won't see it later as layers of dust accumulate). Monitoring your camp daily for litter will keep errant trash from getting buried in dust storms only to resurface during the spring inspection.

- 02** Put a weight on, or tie down anything in your camp that can blow away.

- 03** Don't throw anything on the ground. Why stop and stoop for it later?

- 04** Smokers! Carry a portable ashtray (a sealable receptacle or put butts in your pocket) with you at all times. NEVER, EVER drop butts on the playa. Help stop making cigarette butts the #1 MOOP item.

- 05** Don't use large glitter or bring feather boas.



- 06** Police your campsite on a grid before leaving. Remove EVERYTHING.

- 07** When unloading fire-wood, drilling/cutting any wood or PVC, put a drop cloth down on the playa surface first.

- 08** For collecting and containing broken glass, nails, screws and other sharp objects: take an empty plastic water jug and cut the top off (3" diameter hole) so that the handle remains intact. Don't forget gloves. For dust that has glass, wood chips, bark or anything too small to pick up, sweeping up with a push broom into a dust pan and depositing in a bucket is best.

- 09** If you plan to burn art or any large objects: bring shovels and metal containers to scoop up and remove any ashes.

- 10** Put a pan or tarp under your vehicle to catch any fluids that may leak out onto the open playa.

PROTECTING the Environment

Playa Protection & Burn Scar Prevention

Our goal for 2005 is to leave zero burn scars on the playa.

A BURN SCAR IS A DISCOLORATION OF THE SURFACE soil caused by chemical changes in the minerals due to contact with intense heat from fire. Burn scars can last for many years on the Black Rock Desert. Over time they can form bumps, which are hazardous to vehicles. Volunteers have spent thousands of hours cleaning up burn scars from Burning Man past and continue to do so. Obviously, the most effective way to eliminate burn scars is to not start fires directly on the playa surface. A fireplace, burn barrel or barbeque can be effective for small fires (in permitted areas only). The BLM will issue citations to anyone who burns anything on the playa surface. Do not burn anything that is not yours! Don't burn others people's artwork. If they want their art burned, they'll do it themselves and you can watch.

The burning of any toxic materials such as couches, stuffed furniture, rugs, PVC, trash bags, etc. is prohibited by law. This includes anything containing synthetic or plastic materials that will release toxic dioxins, formaldehyde and other nasty fumes into the air. Burn only clean untreated wood or paper and nothing oversized that will spill ash or burning debris onto the playa. Don't overload the Public Burn Pyres. Have tools on hand to break down and cut up larger pieces or take them home to recycle them for your structure next year! Review the Burning Man web site for more information if you plan to do any burning.

For those that have something larger to burn, use the Community Burn Pyres located at the ends of some of the radial streets, about 100 ft. out from the Esplanade. These are the only places where open fires may occur.

If you plan to build and burn an art installation, you have a number of options available to prevent burn scars. With some preparation and intelligent use of materials, this can be integrated with the aesthetics of an installation. Carry your art to the closest Community Burn Pyre OR build your own burn pyre. To create an acceptable burn pyre for your art, you must elevate your project at least 6 inches off the playa surface using corrugated steel atop bricks or cinder blocks (or the like), or use heat-resistant silica fabric covered with at least two inches of sand. Questions about burn pyres and burn scar prevention should be sent to: fire-art@burningman.com

Digging Holes

Do not excavate holes in the playa. Small postholes (6 inches or less in diameter & less than 2 feet deep) used for structural support are the sole exception. When digging such a hole it is best to use an auger or a posthole digger, NOT a shovel. Bag the dirt you are removing so that it does not blow away in the wind. Refill the hole by carefully tamping the soil back into place. Repeat this process every few inches while dampening the soil. An inverted sledgehammer works well for this. Experience has shown that larger holes easily erode within a year's time, even when carefully backfilled. They leave a visible mark and create a serious safety hazard to drivers throughout the rest of the year.


Earth Guardians at the event

If you would like to take part in the ongoing cleanup effort during the event, please stop by the Earth Guardian camp in Center Camp. We need help throughout the week with work projects including cleaning the trash fence, MOOP pick-up in communal/public areas, assisting Recycle Camp, and educating other participants about cleanup. Remember, Sunday and Monday are cleanup days; Earth Guardians will be ready to put you to work helping out with this effort.

Historical Artifacts

THE COLLECTION, EXCAVATION OR VANDALISM OF ARCHAEOLOGICAL ARTIFACTS IS PROHIBITED ON PUBLIC LANDS. If you find something, please contact a Black Rock Ranger. There are a number of Native American and pioneer historical sites in the surrounding Black Rock Desert Region.

Burning Man and our crew of BLM-trained volunteers, the Earth Guardians, are committed to assisting the BLM in protecting these areas. Several immigrant wagon-trails crossed the playa, and evidence of the ruts can be seen in some remote



areas. Please respect these historical landmarks. If you are curious, please contact the Oregon California Trail Association and join an organized exploration.

Black Rock Country

BLACK ROCK COUNTRY IS TRULY ONE OF THE MOST FASCINATING LANDSCAPES IN NORTH AMERICA. Nestled between the western edge of the Basin and Range Province, the Black Rock forms a unique assemblage of volcanic lava flows, ash, ancient shallow marine sea floor, exotic batholithic terrain, and lacustrine sedimentary packages. Within the Black

Rock, the most striking and prominent feature is a silt alkaline Salt Pan, commonly referred to as a playa. The Black Rock Playa, elevation 3,848 ft, is the second-largest flat region in the Northern Hemisphere. Shaped like a "Y", the Black Rock can be divided into 3 parts: the playa, west arm, and east arm. The longest stretch of playa is 27 miles along the west arm, and south of the intersecting arms, the widest spot is 12 miles.



The playa has a "bulge" in the middle that is widely reported to be the visible curvature of the earth; this is actually the result of water pressure and the expanding clays that make up the playa fill. (The



earth's curvature is not visible from altitudes lower than about 20 miles.) Also unique to Black Rock is a large concentration of hot springs, found along the escarpment of the ranges bordering the playa. The source of the springs is still unknown, although it is theorized that they are the result of active volcanism and latent heat from the Cascades in northern California and Oregon. The playa is the remnants of Pleistocene Lake Lahontan, which at its greatest

expanse 13,000 years ago covered 8,665 square miles of northwestern Nevada. Over the last 75,000 years Lake Lahontan has had 4 measurable highstands which all correlate to glacial advances in the Sierra Nevada. The highest lakestand was during the most recent glacial period. Geologic evidence suggests depths up to 920 ft. at what is now referred

to as Pyramid Lake, 525 ft. in Walker Lake, and 490 ft. in the Carson Sink. Lush vegetation and an abundant water supply were present, provided from rivers draining off the Sierra Nevada Mountains & Modoc Plateau. Giant mammoth, camels, horses, and saber-toothed tigers roamed the marshy land.

In 1979, the largest mammoth ever found was discovered in the Black Rock located in a channel of the Quinn River. This 17,000 year-old Imperial Mammoth was 50 years old at death, weighed 13,000 pounds, and was 13 ft. high at the shoulders. Glacial retreats, subsequent extension of the Basin and Range, and further development of the California Coastal Ranges, Sierras, Cascades and Klamath Mountains created physical barriers generating a Rain Shadow habitat in northwestern Nevada and eastern Oregon.

Lake Lahontan eventually dried up, leaving behind terraces (up to 300 ft. wide) on the surrounding mountains and the current playa surface.

Thanks to Catherine O'Riley, Mike Bilbo (BLM), and INNATE. Suggested Reading: Geologic and Natural History Tours in the Reno Area (1995), Purkey, Becky Weimer, University of Nevada, Reno, Mackay School of Mines.

LAW ENFORCEMENT AT BURNING MAN

What law enforcement agencies patrol the event?

THE LAW ENFORCEMENT OFFICERS you may encounter in Black Rock City wear various uniforms. A very few are undercover and do not wear uniforms.

The following agencies will be present during our event:

- Washoe County Sheriff's Office
- Pershing County Sheriff's Office and law enforcement personnel from other counties under contract with Pershing County
- Federal Bureau of Land Management Rangers
- Nevada Department of Investigations

Washoe County officers primarily patrol the nearby town of Gerlach. Pershing County officers patrol Black Rock City. Federal BLM Rangers patrol both our city and the Black Rock Desert. It is not the mission of these agencies to police your lifestyle or inhibit self-expression. They fulfill the same function as the police in any city. They also conduct search and rescue missions and assist us in evictions. It is their duty to respond to any infraction of the law that is brought to their attention.

Members of our own volunteer organization, the Black Rock Rangers, wear khaki-colored attire, and display the Ranger logo on their uniforms and vehicles. They do not represent a law enforcement agency and do not directly deal with violations of the law, apart from infractions of the public rules of Black Rock City. They are a non-confrontational mediating entity devoted to public safety and the quality of participant experience. As members of our community, you should feel free to request assistance from them at any time.

The Black Rock City Emergency Services Department wear yellow uniforms that say "Emergency Services" on them and feature the Burning Man logo on their uniforms and vehicles. They provide Black Rock City with fire fighting, emergency medical, and mental health services. They do not represent law enforcement or any outside agencies. Since they are not Rangers, all security concerns, conflicts or law enforcement related issues should be directed to the Black Rock Rangers.

WHAT IS ILLEGAL?

Serving alcohol to minors is a violation of the law.

It is a misdemeanor in Nevada to give alcoholic beverages to any person under the age of 21 in a public place. Although Burning Man has some characteristics of a private event, please don't forget that with respect to public safety laws, most of Black Rock City is considered public space. For example, if your theme camp has a "bar" open to participants where alcoholic drinks are gifted then it is considered a public space in the eyes of the law. Therefore, it is the responsibility of the person serving alcohol to check IDs and ensure that everyone in the immediate vicinity is at least 21 years old.

It is illegal for minors to consume or possess alcoholic beverages in public, as well as loiter where alcoholic beverages are being served. Also, it is a misdemeanor for anyone under 21 years old to pass him or herself off as being of age.

Be aware that undercover law enforcement officers will be policing the areas of Black Rock City where alcoholic beverages are being served. Please do your part to keep our under-aged participants safe and lawful!

WHAT ARE THE CONSEQUENCES?

The use and possession of illegal drugs and possession of such drugs with intent to distribute are violations of the law.

DEPENDING ON THE PARTICULAR OFFENSE and the citing agency, the possession of illegal drugs may represent either a misdemeanor or a felony. Under federal law possession of small quantities of marijuana for personal use is a misdemeanor. This can result in the issuance of a ticket that imposes a \$250 fine. Under state law any possession of marijuana is a misdemeanor, with a bail of \$250 to \$650, a fine of \$600 and possible drug treatment. Possession of any other illegal drug is a felony offense with a bail in state court of \$1,500 or a misdemeanor with a fine of \$250. The possession of any illegal drug with intent to distribute is a more serious felony offense in all jurisdictions. The possession of large quantities or a variety of drugs may be interpreted as evidence of intent to distribute. Furthermore, the act of distribution is not confined to the sale of such substances. It can mean any form of distribution including gifts. This offense involves incarceration. State laws impose bails ranging between \$5,000 and \$250,000. Possession of drug paraphernalia is a misdemeanor punishable by up to six months in jail and a fine up to \$1,000.

Driving under the influence is a violation of the law.

Driving under the influence is a crime in Nevada. The state's blood alcohol limit (BAC) is .08 for drivers 21 years of age and older, and 0.02 for drivers under 21. Note that the BAC is only a guide. Drivers can be arrested and convicted for DUI with a lower BAC, or for driving under the influence of controlled or prohibited substances. Be aware that you cannot refuse a test. By driving in Nevada you automatically consent to breath or blood testing. Refusing a test is grounds for arrest. Typical penalties for a first DUI offense are as follows:

- Arrest
 - Vehicle Impoundment
 - Two days to six months in jail or community service
 - Fine of \$400 to \$1,000
 - DUI School or Substance Abuse Treatment
 - Possible Driver's License revocation
 - Increased car insurance premiums
 - Penalties increase with subsequent offenses.
- More information is at www.dmvnv.com/sitemap.htm

Any act of assault or theft is a violation of the law, and may be cited as a felony federal offence.

You may be charged in court and face prison time.

The discharge of unauthorized fireworks is a violation of federal, state and county laws.

This is a misdemeanor and may result in a local fine of \$615 or a federal fine of \$50. Participants who wish to create pyrotechnic art should contact pyro@burningman.com in advance of the event.

LAW ENFORCEMENT AT BURNING MAN

Non-permitted burning is a violation of the law.

Fires directly on the surface of the playa violate Black Rock City's BLM permit stipulations. A violation is a federal misdemeanor and can result in a fine of \$50. The burning of any toxic material anywhere is prohibited and can result in a \$250 fine. Participants who wish to burn their art should use a public burn pyre or contact installations@burningman.com in advance of the event to avoid fines.

Defecation on the playa is a violation of federal regulations.

You may be issued a ticket that will cost you \$50 or more.

You may only come into and out of the event site through the Gate.

There is a federal closure zone around BRC as part of our permit stipulations that ensures the safety of participants and users of the Black Rock Desert. Infractions of this closure order are a violation of law. Driving outside of Black Rock City in an area adjacent to its boundaries can result in a ticket issued by the Bureau of Land Management. These violations usually occur when would-be participants try to break through our city boundaries or when people attempt to avoid traffic at the conclusion of the event. Ignoring posted speed limits or boundary signs on the playa may result in a moving violation that imposes a \$250 fine. Hiking in or through the closure zone is highly discouraged. Those on foot in this area should be prepared to show a ticket or risk deportation to the front gate for payment. Using area hot springs during the event will violate BLM closure orders.

Public and private; Your right to privacy

Black Rock City is an extremely interactive environment. Many distinctions between what is private and what is public tend to soften and disappear. However, Black Rock City is also subject to county, state, and federal laws. If a law enforcement representative requests to enter your home — your tent or your RV — you do not have to admit them unless they have a warrant signed by a judge. However, with probable cause and in some emergency situations (as when a person is screaming for help inside, when the police are chasing someone, or when an officer witnesses illegal activity occurring within your home) they are allowed to enter and search your domicile without a warrant. Both sight and scent of illegal activity may be held by a court to represent probable cause.

*** The more steps you take to make your vehicle or tent private, the more expectation of privacy you will have against an unwarranted search. On the other hand, if your tent has no walls, or your vehicle doors are always open, then your right to privacy is diminished and police may search without a warrant. Illegal behavior conducted in plain sight is subject to acts of law enforcement in Black Rock City. You have the right not to consent to a search if the police officer asks for your permission to search. If you are arrested, the police can search you and the area "close by."

How to Behave

It is the duty of all law enforcement personnel to enforce the law. Any illegal action witnessed by the police can lead to your arrest. Therefore, your best protection from arrest is to obey the law. However, everyone has a right to courteous, respectful and legally correct treatment by police officers. If you feel you have been mistreated, or have been threatened with consequences if you do not surrender your rights, you should remember the officer's name and badge number and write down everything you can remember about the incident. If you feel your rights have been violated, file a written complaint. You should also inform the Black Rock Rangers of any such incident promptly.

On the other hand, you should always remain polite and respectful. Stay calm and control your words, body language and emotions. Never touch a police officer. Do not resist, even if you believe you are innocent, and don't complain at the scene or attempt to rally support from bystanders. Don't tell the police they're wrong or that you're going to file a complaint. Be prepared to exercise your rights, but try also to imagine what occurs from their point of view. Law enforcement is a difficult and dangerous job. Your actions can allay this anxiety and prevent harmful consequences.

In some cases you may be called upon to assist in an investigation. Participants should cooperate to the best of their ability with law enforcement.

Visit www.aclu.org for more info.

If you are stopped for questioning:

1. If the officer asks for your name, you should answer the question truthfully. Failure to identify yourself to a requesting police officer is a crime in Nevada and does not violate your right to remain silent.
2. Other than providing your name, it's not a crime to refuse to answer questions, although refusing to answer can make the police suspicious of you. It is your constitutional right not to incriminate yourself, but at the same time, law enforcement does have expectations of reasonable cooperation. While you cannot be arrested merely for refusing to supply information, a refusal to do so could cause you to be taken into custody as the suspected crime is investigated.
3. Police may "pat-down" your clothing if they suspect a concealed weapon. If you do not want to consent to any further search, make this clear.
4. Ask if you are under arrest. If you are, you have a right to inquire as to what you did that compelled the law enforcement officer to take action.
5. Don't bad-mouth the police officer or run away. Even if you believe what is happening is unreasonable, this behavior could lead to your arrest.

If you are a bystander:

If you are witness to an arrest or questioning or present at a crime scene, do not interfere with law enforcement officers or attempt to offer advice to persons being detained.

If you are arrested or taken to a police station:

1. You have the right to remain silent and talk to a lawyer before you talk to the police. You may choose to tell the police nothing except for your name and address. If you choose to exercise this right then you don't have to give any explanations, excuses or stories. You can make your defense later, in court, based on what you and your lawyer decide is best. Arrested individuals often feel the need to prove their innocence by speaking to police. You do not have to prove that you are innocent.
2. Within a reasonable time after your arrest or booking, you have the right to make a local phone call to a lawyer, bail bondsman, a relative or any other person. The police may not listen to a call to the lawyer.
3. If you can't pay for a lawyer, you have a right to a free one, and should ask the police how the lawyer may be contacted.

**About the highways leading to the event:**

Representatives of state and county law enforcement, principally the Nevada Highway Patrol, are present on the highways leading to our event. The Pyramid Lake Tribal Police also patrol the area around the town of Nixon. Speed limits are strictly enforced in municipal areas. It is illegal to park by the side of the road except in turnout areas. It can also be very dangerous to pull over — a large portion of this highway is bordered by soft shoulders. However, should your car break down it is wise to pull over as far as possible to avoid slowing traffic or creating a hazard.

If the police stop your car, remember the following:

1. Upon request, show police officers your driver's license, registration and proof of insurance. In certain cases, your car can be searched without a warrant as long as the police have probable cause (e.g., if there is contraband visible to the officer). If the officer has probable cause, he or she will inform you that they are going to do a search. You should not resist. If, however, the officer asks you if you consent to a search, then you have the right to refuse consent. It is not lawful for police to arrest you simply for refusing to consent to a search.
2. If you're given a ticket, you should sign it; otherwise you can be arrested. You can fight the case in court later.
3. If you're suspected of alcohol or drug impaired driving (DUI) and refuse to take a blood, urine or breath test, your driver's license will be suspended. In addition, under Nevada law, a forced blood draw process can be undertaken.

Travel Tips

Nevada Highway Patrol Travel Tips

The Nevada Highway Patrol would like to provide some travel tips to participants traveling to the event. Troopers encounter stranded motorists with a wide variety of mechanical problems that may have been avoided with a little extra preparation before leaving.

- **Never exceed the load capacity or the towing capacity of the vehicle or trailer. Check the recommended (not the maximum) weights for your vehicles and do not exceed them.**
- **Load your vehicle safely.** Heavy items should be located low, centered, and over or between the axles. Secure your load with straps or rope.

Before leaving for the Black Rock Desert, you should follow these tips to ensure your vehicle is ready for the trip:

1. Have your local mechanic inspect your:
 - > Radiator
 - > Belts
 - > Hoses
 - > Tires, including your spare
 - > Brakes
 - > Lights
2. Do not load your vehicle so much that it limits your vision. You should be able to see out of all your windows.
3. Take frequent breaks from driving.

For a more thorough explanation of these vehicle precautions, visit the website: www.sherline.com/lmbook.htm. By following these recommendations and using some common sense, your trip to Burning Man should be safe and smooth. Basic information on driving safety can be obtained from your state Department of Motor Vehicles.


5. Make sure to pay attention to the roadway and obey all traffic laws.

Buckle up, drive safely and have fun at the event.

(Thank you to the Nevada Highway Patrol for this custom tip list.)

Airport and Pilot Policies


Just like Mutant Vehicles, airplanes provide art resources (such as aerial photography, performance art, and basic transportation). Also, like Mutant Vehicles, outside regulations and playa rules must be followed to create a safe and considerate aviation community.



All pilots, including ultralight pilots, must receive a briefing at the event covering overflight rules, areas that are off-limits (e.g. the local hot springs), general guidelines, and safety. No briefing means no local flying, and this will be stringently enforced. Landing restrictions begin before the start of the event on Friday, August 26th, 2005.

First stop for information:

www.burningman.com/on_the_playa/airport/. Contact airport@burningman.com or call the Airport Manager at 408-297-9795 well before the event if you have more questions.




Emergency Services

If you or someone you know (or encounter) requires medical assistance, contact an Emergency Services Department volunteer or a Black Rock Ranger, or visit our Medical Clinic in Center Camp or at the Emergency Services Stations a block out from the Civic Plazas located at 3 and 9 o'clock. Trained emergency medical personnel are on duty 24-hours a day, and emergency evacuation is available. According to our medical staff, the most common problems are dehydration and lacerations from stepping or tripping on unprotected rebar or tent stakes. Please avoid injury and act responsibly. If you are looking for your friend whom you suspect may have been injured and medi-vac'd from Black Rock City, go to Playa Info for more information.

Safety *at burning man*

- Make sure that the brakes and lights work on the trailer you're towing. (This also applies to all your vehicles.)
- Always use safety chains, installed between the trailer and the tow vehicle.
- Do not overload the roof or roof rack on any vehicle. Large or bulky objects, even though they are lightweight, can make driving dangerous in cross winds. They may loosen and fall off. An extraordinary amount of full trash bags were found along the roadside after Burning Man 2004. The only reasonable explanation is poorly secured loads.
- When towing a trailer, do not exceed the torque weight recommendations for the trailer and the hitch.



Vehicle Maintenance Tips

There are several things to keep in mind when preparing your vehicle. You are traveling to the Nevada desert in August. Temperatures can reach well above 100° F during the day. Keep in mind that your vehicle is going to be loaded with the extra weight from the gear that you will be taking to the event. Check your vehicle's tires and air pressure again after loading your vehicle. These extra precautions can help avoid a breakdown.

More Roadway Travel Tips

Many of the motorists traveling to the Black Rock Desert will travel on Interstate 80 until they reach the Wadsworth exit. The roadway from Wadsworth to the Black Rock Desert (State Route 447) is very different from I-80. I-80 is designed to accommodate several thousand vehicles per hour. SR-447 does not have wide paved shoulders, signs indicating rest areas or pull-outs like a major highway. SR-447 has many blind curves, grades, "open range" areas, and soft dirt roadway shoulders.

A few tips to follow when traveling on SR-447:

1. Use the Nixon gas station's rest area before traveling north to the event. This will help reduce the need to stop along side the road and the potential of getting stuck in the soft sand (this occurs often).
2. This is "open range" area. "Open range" is a term that indicates there are no fences bordering the roadway, so cattle explore the range freely. After dark the cattle are often drawn to the road to soak up the warmth retained in the asphalt. Cows are worth over \$500 each to a farmer, ranger, or the Native American tribe in the area. Hitting a cow is no fun, as anyone who's done so can tell you. Be safe, and be smart. Travel the speed limit at all times, but do so particularly in areas indicating an "open range".
3. If you do need to pull over, look for an area that is wide open and does not have steep dirt shoulders bordering the highway. The area needs to be large enough to get your vehicle completely off the highway, so as not to create a traffic hazard.
4. Avoid pulling over near curves and grades. These areas can be extremely dangerous for you and other motorists when attempting to re-enter the roadway. Other motorists approaching the areas are often unable to see you and are usually traveling at or near 70 mph as they approach your vehicle.

Safety at burning man

Personal Safety

While Black Rock City is built on community and cooperation, that doesn't mean citizens are protected from the actions of those with bad intentions. Maintain awareness of your personal safety at the event. Secure your valuables when away from camp. Introduce yourself to neighbors and your local Black Rock Ranger; work together to keep your neighborhood secure. Let someone know where you're going if you wander off alone or with a new friend, and check in frequently. Make new friends, but be alert to the actions of those you meet. Be cautious about accepting unknown drinks from open containers. Most importantly, use and trust your best instincts.

Emergency Broadcast Information

Burning Man Information Radio (BMIR) is at 94.5 FM, broadcasting critical travel, emergency, and general information, 24-7. Get the REAL news, weather, events, and Black Rock City information. In case of emergency, tune into 94.5 FM. Stop in Center Camp at Playa Info and record your events for broadcasting between 12 p.m. and 4 p.m. daily. Tell the city what you're up to, live!

The DMV and Mutant Vehicles

Department of Mutant Vehicles (DMV)

Citizens of Black Rock City have an opportunity to participate in the Mutant Vehicle experience, an important piece of the art and community at Burning Man. The DMV licenses Mutant Vehicles for driving about BRC and the playa. All prospective Mutant and Disabled Vehicles MUST pre-register with the DMV before the event. Questions should be addressed to: dmv@burningman.com, or visit dmv.burningman.com.

In order to be granted a license, Mutant Vehicles must meet certain criteria. In addition to being visually stimulating and/or participatory in nature, vehicles must meet safety requirements, and owners must comply with community guidelines (no dust, 5 mph, etc.). Depending on the license type, Mutant Vehicles may be operated during the day or at night (which requires radical illumination), and within Black Rock City or on the playa. The DMV also works with the Flame Effects Team to inspect and license Mutant Vehicles that use flame effects.

That said, Black Rock City is designed for pedestrians and bicycles. Non-mutated, recreational driving is prohibited; be prepared to drive your vehicle to your campsite and leave it parked there. Vehicles caught driving without a proper permit may be fined, impounded or disabled by law enforcement. Non-mutated vehicles intended for recreational driving, including motorcycles and ATVs, are not permitted in BRC and will be impounded at the gate. However, if a motorcycle is your sole means of transportation, you may enter the city and park it at your campsite.

Wind-powered vehicles with a pivoting (non-fixed) mast and a standing operator are allowed to move within BRC. All other types of wind-powered vehicles are not allowed within the city but may operate at the Black Rock Airport. Look for the DMV behind Playa Info in Center Camp. For more information, contact: dmv@burningman.com or visit dmv.burningman.com.

Mutant Vehicle Safety

Mutant Vehicle participants (vehicle artists, operators, and passengers) must comply with DMV safety standards.

Vehicle Integrity & Mechanical Characteristics

To be licensed, your Mutant Vehicle must meet a standard of structural and mechanical integrity. This safety standard applies to all Mutant Vehicles at all times. A violation of public safety could result in immediate eviction from the event.

Mutant Vehicles must have physical integrity:

- All fluids leaking from a vehicle must be caught in a pan and disposed of properly.
- There must be rails for people to hold onto.
- The vehicle must be structurally safe for its occupants.
- Vehicle body alterations should not pose a physical danger to anyone.

Mutant Vehicles must have certain mechanical characteristics:

- Functioning brakes
- Controllable speed
- A reasonable turning radius
- Safe mechanical operation



Driver Responsibilities:

- Drive safely.
- Come to a complete stop before anyone gets on or off the vehicle. Passengers must be able to get on and off safely.
- Respect the speed limit (5mph with NO DUST). Do not drive erratically (swerving; stopping and starting quickly).
- Do not drive on pedestrian walkways.
- Make sure your BRC-DMV license is properly displayed.
- Pedestrians and bicycles have the right of way.
- Violation of these rules can result in fines, impounding your vehicle, and/or eviction from the event.

Passenger Responsibilities:

- Do NOT board or exit from any moving vehicle.
- If the vehicle doesn't look safe, don't get on. Listen to your instincts.
- If you are feeling uncomfortable, you have the right to safely leave the vehicle upon request.

Fuel Safety

Fuel and Hazardous Materials Storage

All participants using combustible fuels in an art installation or storing fuel in camp must comply with the following practices for storing and handling these materials.

Storage of Compressed and Liquefied Gases (CO2, oxygen, propane, nitrogen, etc.)

- All gas cylinders must be secured in an upright position to prevent tipping.
- All cylinder valve caps must remain on the assemblies unless in use with plumbing or regulator set.
- Main shut off valve (Key Valve) must be marked.
- The Emergency Services Department (ESD) must be notified of fuel presence and location of acetylene cylinders of any size.

- Acetylene cylinders should not be stored in a horizontal position and must be separated from oxygen cylinders by 20 ft. unless plumbed or on a cutting cart.
- Propane cylinders of 100 gallons or more are not permitted within the city limits.
- Compressed gases stored in camping areas require a 30 ft. safety perimeter, and unobstructed ESD access in case of fire.
- Signage stating "Flammable Fuel" must be easily seen.

Storage of Liquid Fuels (gasoline, kerosene, diesel, and white gas)

- 20 gallons or more of flammable liquid must be kept within a secondary containment area, such as a petroleum resistant tarp rolled up to provide a berm.
- A supply of cat litter or other fuel absorbent material must be kept on hand near any spills basin.
- All liquid fuel containers must be clearly labeled. Original labels are preferred.
- Liquid fuel containers in camping areas require a 30 ft. safety perimeter, and unobstructed ESD access in case of fire.
- A dry chemical fire extinguisher must be kept visible near the storage location of any liquid fuel.


Note: A petroleum, flammable liquid fire burns at the surface of the material. Water will spread the flaming liquid over a wider area, vaporizing it rapidly, spreading the fire. To put out such a fire, cut off its air supply or interrupt its chemical chain reaction using carbon dioxide (CO2) or dry chemical powder. Both are effective, but dry chemical is best for outdoor use; it's not subject to wind, has a longer range, and can extinguish pressurized leaks of gas and liquid. For good all-around fire protection, use an ABC or all-class fire extinguisher.



More Fuel Safety Reminders

- Store fuel away from running generators.
- Turn generator OFF before refueling.
- Use a pump when transferring fuel. Do not siphon using your mouth. A mouth full of fuel could be fatal. Wash hands after fueling.
- Keep all equipment in good condition. Watch for leaks, deterioration, or damage.
- If fuel is spilled on clothing, move away from any ignition source, and allow clothing to dry. Use waterless soap for hands. If fuel should splash in eyes, use water to flush.
- Be aware of static electricity. Any spark can ignite gasoline vapors. Always fill containers on the ground, not in vehicles.
- Always use a bonding strap when transferring flammables and combustibles between containers.

Additional questions about fuel storage should be directed to: fuelsafety@burningman.com.



Early Arrivals


Our city opens on Monday, August 29th at 12:01 a.m. Do not come to the event site before that time. We are not ready to receive participants before the event begins: we haven't finished building the city. By order of the BLM stipulations, those on site before the event starts must be part of the permitted set-up process.

After Dark Arrivals

If you arrive in our city at night and do not know where to camp, we recommend you stay at the Greeter Station until morning. You will NOT find your friends by cruising, are likely to inadvertently camp in a reserved space, and you may create a hazard for others. You can get information and find your way more safely by the light of day.


In-and-Out Policy/ Shuttle Bus

Movement of cars or airplanes pose a safety hazard, and protection of the environment is of paramount importance to Burning Man. Casual traffic in and out of Black Rock City is strongly discouraged. Participants who leave and return by personal means will be required to pay \$20 per person. For those anxious to drive into "town", the strongly encouraged alternative is our community bus service that travels between Black Rock City and the nearby towns of Gerlach and Empire. The \$5 tickets and the schedule for the bus shuttle will be available in Center Camp at the Bus Depot. You must be sober, dressed appropriately for town, and carrying your event ticket stub and wearing the wristband issued to you when you purchase a bus ticket. Arrive for your ticket early, as the trips are often full. Busses run from 10:00 a.m. - 6:00 p.m. on Wednesday, 9:00 a.m. - 6:00 p.m. Thursday & Friday and 9:00 a.m. - 3:00 p.m. Saturday.



Sound travels on the playa, and not everyone will want to sleep when you do.

Be advised that the only reliable way to get a quiet, uninterrupted night's sleep is to bring earplugs. If you use an amplified audio system at your camp, the volume must be held to reasonable levels. Speakers must be elevated off the playa surface, and backed by a truck, RV or anything large and solid enough to prevent the sound from traveling backwards. The maximum power amplification is 300 watts. If a problem with sound levels continues after sufficient requests and warning, the source of power for such device or system will be disabled. Art cars with sound systems are subject to the same standards, and must cut their sound when approaching art installations and performances. The hum of generators can become annoying over a long period of time. Please keep your neighbors in mind. We recommend generators that are sound insulated. Do NOT dig a trench to sound-insulate your generator — enclose it in a wooden box. Do visit the Generators article on the website for more detailed information: www.burningman.com/preparation/event_survival/generators.html



COMMUNITY

Public Information

In a community rich with artists, pranksters and storytellers, rumors abound. Accurate information about events, scheduling, public safety and other vital concerns can be obtained through our in-camp information resources: the WhatWhereWhen, Digital Directory at Playa Info, the gate edition of the Black Rock Gazette, and through regular news bulletins on Burning Man Information Radio (94.5 FM).

Information and Lost & Found

Questions should be directed to Playa Info in Center Camp. This highly informed crew has a wealth of info about events, volunteering, camp placement, found items, special camp placement (Kidsville, Alternative Energy Zone, etc.) Anything found on the playa should be turned in to Playa Info. If someone is answering questions after hours (generally 9:00 a.m. - 6:00 p.m. unless otherwise posted), accuracy cannot be guaranteed - accept or believe it at your own risk.

Finding Your Friends

There are several methods at Playa Info in Center Camp to locate your friends. Via the online Directory network you can locate your friends' camps and exchange Burning Bell messages with them. (No Internet access.) The Dynamic Board also maps campsite coordinates. The Bulletin Boards are always available for events, messages and general information, however, they are not the most effective or reliable means of leaving messages for friends.



If you want to broaden your participation in the event, there are ample opportunities. Visit Playa Info in Center Camp. Ours is a society of activists. When we see a job that needs to be done, we are inclined to roll up our sleeves and pitch in. Keep this in mind: there is no "they", only "us." Burning Man is a 100% participant-funded and staffed event. Sadly, there are always a few people who just don't get it. These folks believe that the mystical "they" will appear to provide for their needs and clean up their mess. Help us instruct them. If you see someone acting irresponsibly, introduce yourself and speak up. Also, don't be a "participation snob". Just because someone isn't costumed or visibly participating doesn't mean they aren't contributing.

Walk-In Camping

A marked area immediately behind the south side of Black Rock City will be reserved for Walk-In Camping. You will need to leave your vehicle, and portage your belongings to your chosen spot. No vehicles or RVs will be allowed in the Walk-In Camping area. The sheer difficulty of this exercise will keep the area sparsely populated, and your efforts will be rewarded with solitude not available in other parts of the city.

Burning Etiquette

The burning of public structures, such as lampposts or bulletin boards, is prohibited. Likewise, the burning of other people's artwork is forbidden. Individual artists have the sole right to burn their own creation. Do NOT burn other people's property! If you witness such vandalism, please inform a Black Rock Ranger. You may burn your art on our Public Burn Pyres located at the front of our city, at the end of every third latitudinal street. Don't forget to collect and remove your own ashes. (See *Protecting the Environment* on page 7 for more information.)

Telephone Service

Cell phones do not work in the Black Rock Desert. Public telephones are available in the town of Gerlach, 12 miles away. Bring a calling card and take the BRC Shuttle Bus to town.



C O M M U N I T Y

RC Hobbyists

If you are planning to bring any sort of radio controlled model, vehicle, or art installation to BRC this year, please contact rchobbyist@burningman.com with the radio frequency and channel number you will be operating under. Radio channel conflicts must be avoided to prevent loss of control of an RC project. An out of control model/vehicle/art piece can cause serious damage to people or property, so it is important that RC'ers help us organize regarding radio use. If you have an RC art piece, please inform the Art Team, art@burningman.com, or contact a team member at the Artery in Center Camp.

Freedom & the Media


The media are a part of our experience on the playa. Freedom of the press dictates that we cannot exclude them, nor would we want to — they are our opportunity to affect the world by illustrating what we do together as a community. Reporting and documenting is a form of expression. However, we do limit the number of video crews that we approve to film at the event. Those approved to film are pledged not to interfere with your experience. Should you feel that someone toting a camera is creating a nuisance, contact a Black Rock Ranger. Commercial use of all imagery taken at Burning Man is forbidden without express permission. All professional photographers with intent to receive compensation for a Burning Man image (including editorial or gallery) must check in at Media Mecca. Pre- or post-event, photographers should register at www.burningman.com/press, contact the hotline, or write press@burningman.com for permission. ALL motion-capturing video and film cameras must be registered, whether for personal or professional purposes. There is no filming without express permission. Professional media will receive a specific camera tag, indicating that they've registered with Media Mecca and have been informed of our community expectations for filming. Should you encounter a problem, approach and ask for their tag number, and report it to a Media Mecca volunteer or a Black Rock Ranger. Those filming or videotaping for personal use must sign a Personal Use Agreement, which indicates the footage will not be professionally distributed. This protects the privacy rights of participants. This Agreement can be obtained at the Gate, or obtained and turned in at the Greeters Station, Playa Info, and Black Rock Ranger Outposts in the Civic Plazas.

Civic Plazas

Two Civic Plazas are located on either side of the city at 3 and 9 o'clock. These Plazas are mini civic centers designed to serve the same community functions as the Center Camp. They are public gathering spaces, inviting art, performance, installations, and community interaction. The theme camps encircling the Plazas are encouraged to participate creatively in making the Plazas inviting. Each Plaza will contain public burn barrels, and nearby, participants will find Emergency Services Outposts, and Black Rock Ranger Outposts.

Hot Springs

Our numbers have grown, and the potential for strain on the surrounding environment has also grown. During Burning Man, BLM stipulations forbid participants from using the local hot springs. A special environmental team of Earth Guardians working with the BLM will be assigned to patrol and protect these fragile resources. Email earthguardians@burningman.com for more information.

**Rental Trucks & Corporate Logos**

Corporate advertising is not allowed at Burning Man. Participants with rental trucks are enthusiastically encouraged to cover or decorate prominent logos. The display or distribution of corporate banners, corporate logos, giveaway items, samples, and other such paraphernalia is strictly prohibited.

RVs

You are welcome to bring a recreational vehicle. Be aware, however, that there is no dumping station on-site, and you will not be allowed to dump on the playa — the BLM does issue citations for the dumping of gray or black water. RV servicing will be available for a \$45 fee for trailers up to 24' in length, and \$55 for one gray and one black tank for RVs that are 25'-35' in length. Each additional tank is \$25. Please note that our potty vendor only accepts cash, so think ahead. Sign up for the service at the vendor's booth at Playa Info, between the hours of 11 a.m. and 1 p.m. daily. You must have a contact person available to meet the pump-truck at your RV. If you see a truck designated 'RV Servicing', you can flag them down for service, but signing up at Playa Info is strongly recommended. Keep a space clear for the truck to access your RV; pump hoses cannot reach beyond 30 feet. On-playa pumping services include removal of gray and black water, and re-charging of non-potable water only to allow the toilet to flush. Be considerate of your neighbors when running your generator. Use only one-ply toilet paper. For additional information, visit the Preparation section of the website and read RV Survival Tips

**Commerce and Concessions**

The sale of products and services is prohibited within our community. Bring what you need. The display of commercial logos or banners, or distribution of commercial promotional items or materials is also prohibited. Sales of handmade items and food items "in order to cover costs of the trip" are not allowed. There is NO participant vending. Ask your neighbors should you need a specific item. Confront your own survival. This is not a consumer event. Although ice will be available for purchase on-site, these proceeds are used to support several Gerlach, Empire, and Lovelock community groups.

Our Neighbors

As you arrive within sight of the Black Rock Desert, you will pass through the communities of Empire and Gerlach. Empire boasts a grocery store — it is your last chance to purchase provisions! Hours for the store are extended during Burning Man, so it's not typical to find it open after 10:00 p.m. Gerlach amenities include a gas station, a car repair and towing service, one restaurant (Bruno's), and Burning Man's roadside office. The gas station closes at 9:00 p.m., as does Bruno's restaurant. Please remember that these twin towns are NOT extensions of Black Rock City. DO NOT replenish your water supply from a local spigot. Water is precious in the desert. This water belongs to local residents. DO NOT deposit any form of garbage here or by the roadside. DO NOT speed through these towns, and avoid blocking driveways if you park your car. The citizens of Gerlach and Empire welcome us, but bad behavior on your part can undermine this relationship. Behave as you would in any small community. Life moves at a slower pace in Black Rock Country. Local merchants are unaccustomed to crowds of customers. Be courteous and patient, dress appropriately and do not impart a party atmosphere. We are guests here. Be friendly to all local residents.

Paiute Tribal Land & Pyramid Lake

On your way to Burning Man, you will pass through the Paiute tribal land. Every year we affect the Paiute tribe's resources whether it's a car accident or a swim in Pyramid Lake. Be aware that Burning Man participants affect the Paiute community. Please be respectful. There are no services for the 76 miles between Wadsworth & Empire (no gas, no water). While on tribal land in and around Pyramid Lake, PERMITS ARE REQUIRED. Pulling off the road to swim, hike, take a break from driving and overnight camping requires a permit.

They are only \$5; please do your part and purchase a permit before using the Paiute land. The I-80 Smoke Shop in Wadsworth is the most convenient location for northbound Burners to purchase a permit. You can purchase permits in other Nevada towns including Reno, Sparks, Fernley, Nixon, and Sutcliffe. Please see the Burning Man website for locations: www.burningman.com/preparation/travel_info/pyramid_lake.html.

For more information about the Paiute tribe and their land, please visit www.plpt.nsn.us.

EXODUS IS AN EXERCISE IN PATIENCE AND COOPERATION.

AS YOU DRIVE TO BURNING MAN ALONG THAT SMALL TWO-LANE COUNTRY HIGHWAY, OBSERVE ITS NARROW, FINITE CAPACITY. NOW IMAGINE 10,000 VEHICLES TRYING TO LEAVE BLACK ROCK CITY IN ONE DAY. LIKE DRAINING A BATHTUB WITH A STRAW, IT WILL TAKE TIME.

COOPERATE WITH THE EXODUS STAFF DIRECTING TRAFFIC. KEEP THE SPIRIT ALIVE!

**SPECIAL NOTE ON EXODUS...**

Every year there are major issues with trash and debris on all the highways leading away from Black Rock City. **LEAVE NO TRACE DOES NOT STOP ON THE EDGE OF THE PLAYA!!!** It's always hard to tell what of the trash has flown off of the top of haphazardly packed vehicles and what is just dumped. We know that the trash causes some major problems and concerns. Debris on the highway is a hazard that can cause accidents, don't let your trash cause someone to get hurt or killed. Most of the highways around the event are pristine wildernesses, when it is covered with trash it makes it look ugly and is upsetting to people, including the local townsfolk,

the BLM, and local Indian Tribes. Nobody wants to come along and clean up after you, so please don't create the mess for them. See the tips in this guide about **LEAVING NO TRACE** and properly securing your load. Think about your garbage before you leave home; pack so that you create less trash to bring home with you. And finally, when you leave Black Rock City, pack your garbage and belongings so that it will not fly off when you are going 70MPH down the highway (put loose items in your car and not on top), and then dump your garbage only in the approved facilities listed in this guide. Thanks for doing your part!

SUGGESTIONS:

1. Get gas and other supplies on the way towards the event before arriving at Black Rock City. Our biggest problem is everyone trying to stop in Gerlach and Empire on the way out which causes huge jams and backups.

2. Don't leave Monday afternoon. This is the busiest time. Also be wary of leaving Sunday right after the evening's burns have ended.

3. Agree to have each vehicle in your camp leave at different times and spread this time out as much as possible.

We recommend 2-3 hour intervals.

4. Tune in to Burning Man Information Radio at 94.5 FM for detailed traffic reports.

5. If you must stop outbound in Gerlach or Empire be careful to **pull off the road** so as not to create back-ups through the towns and all the way to Black Rock City.

6. If you break down or have car problems, make sure you get off the road and out of the way so the traffic can keep moving. Keep safe, and get out of the way as soon as possible.

7. Make sure your load is secure. We don't want accidents to happen, or to have trash strewn along the highway.


We're recruiting dozens of volunteers to help direct traffic on Sunday and Monday, and bid a friendly goodbye to everyone. Come to Playa Info in Center Camp during the event for information on how to help out. Off the playa, you can reach us at exodus@burningman.com.

GARBAGE DISPOSAL AFTER THE EVENT

Do NOT discard refuse along the highway or in neighboring towns. Pack your load securely. (For more information see Travel Tips pages X.) In the event you have to portage garbage on top of your vehicle, make sure it is strapped down securely. Several public landfills are located conveniently nearby.

In Fernley, **FERNLEY SANITATION** (775-575-4964) will be OPEN through the Labor Day weekend, 7:00 a.m. - 4:30 p.m. every day. The office (but not the dump) is closed on weekends. The rate is \$5.10 per cubic yard (27 cubic feet). To reach Fernley Sanitation from Eastbound I-80 take the Fernley exit (immediately after Wadsworth). Turn right onto Main Street, pass the Pilot Gas Station on your


right. Stay on Main Street to the light. At the light, make a right onto Alternate US Highway 95a. Go about 2 miles and on the left you will see the Public Wreckage Disposal building. Stop at the scale house on your way in.



In Lockwood, **LOCKWOOD LANDFILL** (775-342-0401) will be open only on Saturday & Sunday of Labor Day Weekend. They will not be open on Monday of Labor Day Weekend. They operate 7:00 a.m. - 4:30 p.m. seven days a week except

holidays. The charge is \$3.95 per cubic yard. Head West on I-80; get off at the Lockwood exit. Go straight and continue past the cattle guard for approximately 1.5 miles. The entrance is on the left-hand side.

RENO TRANSFER STATION (775-329-8822) will be OPEN through the entire Labor Day weekend. Hours are 6 a.m.-6 p.m. Monday - Saturday and 8 a.m.-6 p.m. holidays and Sunday. The location in Reno is 1390 Commercial Row. Charge is \$5.10 per cubic yard. From I-80 westbound, exit at Wells Avenue, make a left turn onto 6th Street and then a right onto Sutro Street. Make a left onto Commercial Row and look for 1390 on your left.



How to Get to Burning Man

Travelers Advisory

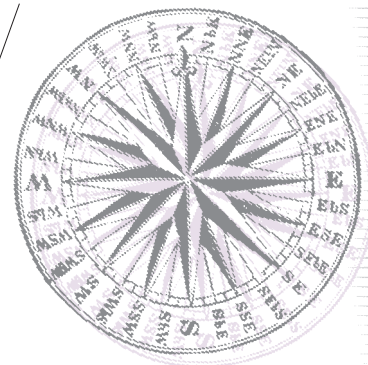
The state highway leading to Gerlach (the closest settlement to Black Rock City) and all other roads in the area are patrolled by the Nevada Highway Patrol. 25 mph, as posted in nearby towns, means exactly that. Local kids and pets play in the road - so be careful. If stopped for speeding on tribal lands (Nixon and Wadsworth) you should be prepared to post a fine immediately. Outside of town, be prepared to share the road with livestock and wildlife. Most vehicle accidents in which

(continued below)

Getting to Gerlach from the North

Begin at the town of Alturas located in northeast California along Hwy 395. This is the last opportunity to fill up on gas and the last services for a hundred miles. Take Hwy 229 east about 25 miles, then turn south onto Hwy 447 and proceed about 75 miles to Gerlach. Get gas when you arrive if you'll need it when returning home.

See **Local Directions** below.

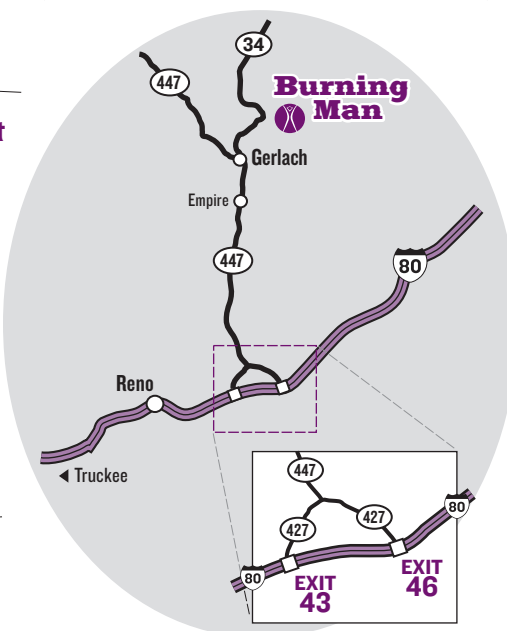


Getting to Gerlach from the West

From Reno, Nevada, take Hwy I-80 east for approximately 25 miles. Take the Wadsworth/Pyramid Lake Exit 43 to Hwy 447. Go north one mile to Wadsworth and turn left, staying on Hwy 447.

It's 75 miles to Empire where gas and supplies are available. Continue 3 miles on Hwy 447 to Gerlach where gas is also available. Get gas when you arrive if you'll need it when returning home.

See **Local Directions** below.



Getting to Gerlach from the East

From Winnemucca, there is really only one primary option:

1. I-80 is the primary route to follow for 130 miles to Exit 43 then follow the same directions as above from Reno.
2. The other route, Jungo Road, visible on a map, is a very rough dirt road with easy-to-miss turns, mining vehicles, a couple of treacherous dips and is guaranteed to cause one flat if not more. Please do not attempt this route.

participants are injured occur on Hwys 447 & 34 on the final approach to Black Rock City. It is sadly ironic that people have often made it across the country only to have a serious injury in the last few miles. Please be cautious! Tired? Then stop to rest! Be alert for cattle and deer that will dart into the road in front of you, especially at night. You may survive impact with a cow, but the animal and your car won't. A note about jack-rabbits: there is an over-abundance of them and they are "kamikaze." It is not worth jeopardizing your safety to swerve in an attempt to avoid them. Stop and look carefully at all train crossings. Estimating the speed of trains is misleading in the broad desert expanse. Always wait for any oncoming train to pass before crossing railroad tracks.

For more information read **Travel Tips** on page 10.

Local Directions to Black Rock City from Gerlach, NV

From Gerlach, go northwest on Highway 447 for one mile to the fork. Take the right-hand fork, Hwy 34, and continue 11 miles to the Burning Man entrance. You **WILL** see signs marking our entrance. **Note:** The 3-mile playa entrance (first turn-off) used in previous years is **NOT** an entrance to our event. The 12-mile playa entrance just beyond ours will not take you to Burning Man and will be patrolled by BLM Rangers. **Please consider filling up on gas on your way into the event; it is much easier to do this than to get gas on the way out.**

Warning

Be advised that law enforcement has been known to make stops and conduct searches of vehicles. Do not park alongside Highway 34. The county sheriff will ticket any vehicles that are parked by the roadside. The road to our encampment is your only access to Black Rock City. There are no other routes. The federal Bureau of Land Management has declared an off-road closure throughout a two-mile area around our city. It will be patrolled by law enforcement agencies. Anyone attempting to enter the playa off-road will be subject to substantial fines. Furthermore, the margins of the lakebed are saturated with water flow. You will get stuck. Mired vehicles may remain stranded for days or weeks.

... SURVIVAL GUIDE CREDITS ...

ART DIRECTION / DESIGN: Brian de la Cruz
DEPARTMENT MANAGER: Marian Goodell
PRODUCTION MANAGER: Bex Workman