

# BURNING MAN SURVIVAL GUIDE

AUGUST 29 - SEPTEMBER 5, 2011



Rock Egan, www.moonshot.net. SIZED BY INTERPRETIVE ARSON. FALSE PROPHET LABS & GAFETA









The desert is a place worlds away from that to which most of us are accustomed, and is governed by physical laws that cannot be ignored. You are responsible for your own survival, safety, and comfort. Read this Survival Guide carefully and make sure EVERYONE in your group reads it as well.

## NEW & IMPORTANT

Even if you have attended Burning Man before, always be sure to give our handy little Survival Guide a read and make sure you know about changed and new information each year. Here is an Index of what's new and important for 2011:



Look for this symbol for important, new & updated info.

 No Ticket Sales at the Gate	p2	 Storm Emergency Instructions	p8
 Larger City, New Radial Streets	p8	 RV Servicing & Fees	p11
 Arriving At Burning Man	p3	 Sound On Mutant Vehicles	p2
 Feedback On Law Enforcement	p12	 Lumber Recycling	p6
 Exodus Etiquette	p14	 Private Kitchen Health Permits	p9
 Trash, Recycling & Grey Water	p15	 Public Burn Pyres	p5

BURNING MAN P.O.BOX 884688 SAN FRANCISCO, CA 94188-4688 BURNINGMAN.COM 415-TO-FLAME

# THE 10 FUNDAMENTALS

## 1. CARS

**No cruising!** Black Rock City is designed for pedestrians and bicycles. Except for public agencies, specially marked Black Rock City department service vehicles, and vehicles licensed by the Department of Mutant Vehicles, NO cars, motorcycles, motor-scooters, ATVs golf carts or go-carts are allowed to drive in our city or on the open playa around it. When entering and leaving Black Rock City, please observe posted speeds limits (5 mph; no dust) within city limits. Pedestrians and bicycles have the right of way over motor vehicles. Remember: the event ends Monday, and there is still no driving allowed on Sunday night. These simple rules will be strictly enforced. For more information, see the Department Of Mutant Vehicles section on page 9.

## 2. LEAVE NO TRACE

**No trash receptacles are provided.** Please take everything you bring to the event back home with you. Burning Man will provide only portable toilets that will be emptied on a regular basis. Do not empty trash or put anything other than human waste in the portable toilets. If you brought your own toilet, do not deposit your personal potty bags in the portable toilets. DO NOT use anything but 1-ply toilet paper in the potties—NO BABY WIPES!! Contribute to our long-term survival: Pack it in. Pack it out. You are responsible for the condition of your campsite and nearby public areas of Black Rock City. Clean up as you go and pick up every tiny scrap before you leave! If you would like to donate usable lumber, see the guidelines on page 5. Do not deposit garbage in neighboring towns or along our highways. See the Garbage Disposal section on page 19 for information on nearby public landfills. Practice the 6 'R's: Rethink, Reduce, Reuse, Recycle, Respect & Restore.

## 3. COMMERCE

**You cannot buy or sell anything.** Black Rock City is a place of sharing and free exchange within a gift economy. An exception is our Café, which sells espresso and a few other beverages as a public service. Ice is also sold at "Arctica" in Center Camp and our 3 and 9 o'clock plazas. To gift food to the public, you will need a Nevada State Health Division permit. See Commerce & Concessions on page 10.

## 4. PUBLIC BOUNDARIES

**The BLM will establish a buffer zone on the playa around Black Rock City.** No camping is allowed in this area. The marked area immediately fronting our city is reserved for works of art. Do not drive or camp here. A specially marked area is reserved for Walk-in Camping. No automobile traffic or motorized vehicles are permitted inside this area.

## 5. FIRE GUIDELINES

**Safety is essential.** All structures must be 20 feet from any burning thing or burn barrel. Do not burn anything but wood and cardboard in these barrels; burning plastic and trash releases toxic fumes. Do not overfill the large "Burn Pyres" on the Esplanade. You must monitor what you burn so it does not fall out. You must bag and haul ash from anything burned. Aerial flares, rockets, explosives and fireworks are prohibited in Black Rock City and could result in a fine. Straw or hay bales are not allowed. Respect artwork. If artwork is to be burned, ONLY the artist who created it may ignite it. No fires of any kind are allowed on the unprotected playa surface. See Burn Scar Prevention on page 5.

## 6. DOGS

**Burning Man is a no dog event.** Do not show up with your dog at the gate of Burning Man and expect to be admitted to the event. This restriction is for the well-being and safety of participants and their four-legged friends. For questions please contact dogs@burningman.com. For questions during the event, contact Playa Info in Center Camp.

## 7. SOUND

**Large-scale Sound Art Zones are located along the 2 and 10 o'clock streets at the far ends of our settlement.** Within the city the maximum power amplification is 300 watts, producing no more than 90 decibels at 20 feet. Be thoughtful of your neighbors. If a problem with sound levels continues after sufficient warning, the device or system will be disabled. Mutant Vehicles with sound systems must follow the same sound guidelines when driving in the city, approaching camps or art installations. See Noise Control on page 10 for more information.



## 8. TICKETS

**Violation of these rules, or violent anti-social behavior, can result in revocation of your ticket** and ejection from the event without refund. Our event begins at 12:01 a.m. on Monday, August 29th. No one under 18 will be admitted without a parent or guardian. Participants MUST purchase tickets ahead of time, prior to arriving at the event site. **Tickets will not be sold at the Box Office of the event!** Will Call closes on Saturday, September 4, at 12:00 noon.



## 9. LAWS

**Burning Man does not promote or condone the use of illegal drugs.** The use of such drugs in a physically challenging and hazardous environment can create a serious health risk. Underage drinking is forbidden by law. Sex acts are prohibited in the civic space of Black Rock city and in unrestricted public environments. Burning Man also supports your right to privacy as a resident of our community. See Law Enforcement on pages 15-17.

## 10 FIREARMS

**The possession of firearms (including BB guns, air rifles, or paint ball guns) within Black Rock City is prohibited.**

### 2011 SURVIVAL GUIDE CREDITS

DESIGN Arin Fishkin PROJECT & PRODUCTION MANAGER Rebecca Throne PROOFREADER Molly Vikart  
PUBLICATIONS MANAGER Andie Grace EDITOR IN CHIEF Marian Goodell

# ARRIVING AT BURNING MAN

## THE GATE: What to Expect As You Enter Black Rock City



Everyone in your vehicle must have a ticket in hand when you reach the Gate or your entire car will be turned around.

Picking up a Will Call ticket? Stay in the **far right lane** for the entrance to the Will Call lot. Park, go to the Box Office, get your tickets and then get in line. Do not get out of your vehicle until you are **INSIDE** the Will Call lot. We will not let anyone walk to Will Call from Gate Road (this means you cannot run up to Will Call and then meet your friends in line at the Gate.)

Your car will be searched at the Gate. Keep this in mind when packing and the search will be faster and easier.

Thousands of people arrive in the first 18 hours of opening. There will be a very long line during these peak hours. Prepare to be extra patient. If you want a faster entry, plan to arrive after the initial rush.



JOHN CURLEY JOHN CURLEY PHOTOGRAPHY.COM

## NO EARLY ARRIVALS

Do not come to the event site before our Gate opens. We are not ready to receive participants until we have finished building the city and have our full public safety and sanitation infrastructure in place. Early arrival passes will be issued at our discretion to a limited number of artists and theme camp construction crews. Early entry pass holders must also have an admission ticket. Do not arrive early without both a ticket and pass.

Plan your driving time to the playa so that you do not arrive too early. **DO NOT wait on the side of the road anywhere along HWY 447 or 34** or in the town of Gerlach. This poses a serious safety hazard, adds needless stress on neighboring communities, and places our event at risk.

## (RADICAL) SELF-RELIANCE

### NOT ALLOWED THROUGH THE GATE

(i.e. you may be denied entry and told to store these items off-site)

- ⊗ **Feathers**, e.g. boas (they shed no matter what, creating lots of MOOP\*)
- ⊗ **Plants, living or dead**, and anything that will break up and/or blow away in the wind
- ⊗ **Explosives, aerial flares, rockets or fireworks**
- ⊗ **Firearms of any kind** - including BB guns, air rifles, or paint ball guns
- ⊗ **Mutant Vehicles** that were not pre-registered with the DMV
- ⊗ **Motorcycles** that are not a participant's transportation to BRC

### MUST BRING

- **Your ticket or your photo ID and confirmation number** to pick up at ticket at Will Call
- **1.5 gallons of water per person per day** (drinking, washing, & cooking) Always have a water bottle
- Enough **food/beverages** for your group
- An extensive **First-aid kit**
- **Warm clothing** for evenings –this is a desert at 4,000 feet elevation!
- **Bedding and shelter** of some type – the winds can exceed 75 mph, and the midday temperature can exceed 100° F
- A **good camp tent** and warm sleeping bags. Evening temperatures can be in the 40s
- Garbage and recycling bags, and tools to clean up your camp site (rakes, etc.)
- Any required **prescriptions, contact lens supplies** (disposables work great), or anything else you need to maintain your health and comfort in a remote area with no services
- **Flashlights and spare batteries** (headlamps are useful) to see and be seen at night
- **Sunscreen/sunblock & sunglasses**
- **Fire extinguishers**, to protect your camp and property and if you plan to burn your art
- **Common sense, an open mind, and a positive attitude**

### STRONGLY SUGGESTED

- **Shade structures**, umbrellas, parasols, sheets; something to break the midday sun
- A **wide brim hat** (a chinstrap is useful in the wind)
- A **cooking stove** if you expect to heat food or liquid
- A **bicycle** (mountain bike or cruisers with balloon tires are best) with a light (for safe nighttime travel); a lock. Tag your bike with name, playa address, email address, and contact info.
- **Tire repair kit**, spare parts and extra tubes for bikes
- **Portable shower** with a drain system to collect grey water
- **Earplugs!** (Not everyone will want to sleep when you do!)
- **Watertight protective bags** (e.g. heavy zip-type) for cameras or electronic gear
- **Lotion & lip balm** to treat cracked skin
- **Portable ashtrays** (e.g. mint tin that doesn't leak ashes, or a film canister)
- **Costumes**, musical instruments, props, banners, signs, and anything that might make the experience more fun for you and your playa neighbors
- A battery powered **AM/FM radio** so you can stay informed and listen to BMIR radio
- **Camp marker** (flag, flasher, distinctive marking)
- **Particle/dust mask** (dust storms are common)
- **12" tent stakes** (rebar is cheap and effective in high wind)
- **Plastic bottles or tennis balls** to top and protect dangerous rebar stakes
- **Goggles** to protect eyes in case of dust storms
- **Extra set of car keys** (keys are easily lost and there is no locksmith in BRC!)

### DO NOT BRING

- ⊗ **Glass containers** of any kind
- ⊗ **Excess packaging** from food and other purchased items (i.e., remove outer box from cereals and just bring the inner bag)
- ⊗ **Loose glitter**
- ⊗ **Nuts in their shells**
- ⊗ **Too much fresh produce** - many melons end up as stinky, messy trash to haul home at the end of the week
- ⊗ **Styrofoam coolers** don't hold up and will break into millions of bits
- ⊗ **Gravel** Gravel makes for nasty time-consuming MOOP
- ⊗ **Straw or hay bales** (messy messy messy)
- ⊗ **Large or public swimming pools** or public showers
- ⊗ **For safety please do not bring bikes, chairs and large coolers to the larger burns.**



# PROTECTING THE

4

## NEVER LET IT HIT THE GROUND

There is no garbage collection service at Burning Man. Every camp is responsible for its refuse. We are ALL responsible for trash in Black Rock City. Trash is EVERYTHING you bring here: tent stakes, bottle caps, ashes, wood debris, orange peels, cigarette butts, pistachio shells, rope fibers, sequins—even abandoned bikes. Use a tarp under firewood, construction areas, kitchens and other areas with small and potentially loose materials. Do not put trash in the portable toilets. Even small trash will clog the cleaning hose for the potty. The toilet will fill and can't be emptied. When you see trash on the ground in BRC, pick it up and take it with you! Better yet, prevent trash from happening. MOOP attracts more MOOP. Observe these simple rules: **Never let it hit the ground and clean as you go.**

### IMPORTANT REMINDERS: ENSURE OUR LONG TERM SURVIVAL

- **Use greener, more sustainable products** such as salvaged wood and materials for your structures, alternative fuels, energy efficient lighting, and wind and solar energy.

- **If it wasn't made by your body, don't put it in the potty:** NO TAMPONS, TRASH, CIGARETTE BUTTS, ETC.

- **Secure your load!** Pack carefully and make sure your trash and other items do not come loose on the ride home and litter our highways.

- Please join your neighbors on Sunday and Monday after the burn and schedule two hours on your own during your stay to **help clean up BRC**. The Earth Guardians in Center Camp can help steer you to a cleanup project. Rake your own camp and conduct a MOOP sweep to inspect your space. Make sure that you'll be green on the MOOP map.

- **Bring your own mug** to the Center Camp Café for coffee and tea. For your other beverages, don't forget that there are no recycle bins in the Café. If you bring your own bottled or canned beverages to the Café, please take the drink containers back to your camp or visit Recycle Camp where you can crush and recycle your aluminum cans.

- **Do not dump grey water on to the playa.** See the Burning Man website for collection, treatment, and disposal alternatives. See page 19 for some places to take your grey water.

- **No plants!** They die on the playa and make a MOOPY mess. Artificial plants, especially those made from recycled materials, look great and won't cause MOOP in high winds. Leave anything at home (living or dead) that will break up and blow away.

### TOP 11 MOOP AVOIDANCE TIPS:

- 1** Prepare a Leave No Trace/Green Plan, not just a clean up plan, for your camp. You'll have a happier playa life and less to clean up and restore at the end of the week.

- 2** Clean as you go (you won't see it later as layers of dust accumulate). Monitoring your camp daily for litter will keep errant trash from getting buried in dust storms only to resurface during the Spring inspection.

- 3** Put a weight on or tie down anything in your camp that can blow away.

- 4** Don't throw anything on the ground. Why stop and stoop for it later?

- 5** Smokers: Carry a portable ashtray (such as a sealable receptacle) with you at all times, or put butts in your pocket. NEVER, EVER drop butts on the playa or in public areas like the Café or porta-potties. Stop making cigarette butts the #1 MOOP item.

- 6** Don't bring cheap trinkets for gifts that you wouldn't want to receive, and don't bring loose glitter or feather boas.



BUBBLEGIQUE, [HTTP://GALLERIES.BURNINGMAN.COM/BROWSE/OWNER=BUBBLEGIQUE](http://galleries.burningman.com/browse/owner=bubblegique)

- 7** Clean your campsite in a grid pattern with campmates before leaving. Remove EVERYTHING.

- 8** When unloading firewood, or drilling/cutting any wood or PVC, put a tarp or drop cloth down on the playa surface first.

- 9** For collecting and containing broken glass, nails screws and sharp objects: Take an empty plastic water jug and cut the top off (3" hole) so

that the handle remains intact. Don't forget gloves. For dust that has glass, wood chips, bark or anything too small to pick up, sweeping up with a push broom into a dust pan and depositing in a bucket for disposal at home is best.

- 10** If you plan to use a burn barrel, bring a shovel and metal containers to scoop up and remove any ashes.

- 11** Put a pan or secured tarp under your vehicle to catch any fluids that may leak out onto the open playa.

### EARTH GUARDIANS AND RECYCLE CAMP AT THE EVENT

If you'd like to learn about the Black Rock Desert, Leave No Trace and green practices, or take part in the ongoing cleanup effort during the event, please stop by the Earth Guardian camp on the Esplanade, near Center Camp. They educate and inspire the citizens of Black Rock City to embrace the best Leave No Trace practices so that the need for clean up at the end of the event is minimized. Participate in their classes, nature walks,



STEVEN FRITZ, [HTTP://HOME.COMCAST.NET/~BURNINGMAN/BMAN.HTM](http://home.comcast.net/~burningman/bman.htm)

volunteer outreach and restoration efforts. You can also help throughout the week by cleaning the trash fence, MOOPing in communal/public areas, assisting Recycle Camp, and educating other participants about the Leave No Trace and Clean as You Go principles. Remember, Sunday and Monday are communal cleanup days. Stop by Earth Guardians camp if you don't know where to help with this effort.

**BURN YOUR ART** Different levels of Fire Art require different levels of responsibilities, safety procedures and precautions. See page 8, Fire Art Safety Guidelines.

## LEAVE NO TRACE PLANNING

In addition to overall event site cleanup on Sunday and Monday, we ask that all camps walk their occupied area on a grid pattern to effectively identify and remove all stray MOOP — both organic and inorganic. Do not dump any grey water on the playa. We recommend the last person leaving self-identify as the “final” Leave No Trace monitor for your camp. This person should coordinate with the camp’s “Leave No Trace planner” during the event. Our permit allows for a very short time to restore the playa to its original condition. We can ONLY satisfy the BLM stipulations of our permit and pass inspections if all citizens share in the responsibility and MOOP sweep their own camps.

## HISTORICAL ARTIFACTS

The collection, excavation or vandalism of archaeological artifacts is prohibited on public lands. If you find something that appears to be an authentic artifact, contact a Black Rock Ranger. There are a number of Native American and pioneer historical sites in the surrounding Black Rock Desert Region. Burning Man and our crew of BLM-trained volunteers, the Earth Guardians, are committed to assisting the BLM in protecting these areas. Several immigrant wagon-trails crossed the playa, and evidence of the ruts can be seen in some remote areas. Please respect these historical landmarks. If you are curious, please contact the Oregon California Trail Association ([www.octa-trails.org](http://www.octa-trails.org)) and join an organized exploration.

## DIGGING HOLES

### Do not excavate holes in the playa.

Small holes (6 inches or less in diameter & less than 2 feet deep) used for structural support are the sole exception. When digging such a hole it is best to use an auger or a posthole digger, NOT a shovel. Bag the dirt you are removing so that it does not blow away in the wind. Refill the hole by carefully tamping the soil back into place. Repeat this process every few inches while dampening the soil. An inverted sledgehammer works well. Experience has shown that the larger holes easily erode within a year’s time, even when carefully backfilled. They leave a visible mark and create a serious safety hazard to drivers throughout the rest of the year.

## GOT WOOD?

### Does your camp have usable lumber left over?

Donate lumber that you can’t take home and don’t want to burn. Last year Burning Man (and you!) reclaimed over 8 truckloads of wood from the playa. This year we’re going to recover even more. Read the Tip Sheet you receive upon entry to the city and listen to BMIR (94.5 FM) for details on when and where you can recycle your theme camp. Volunteer sorters are much appreciated! Go to Playa Info for more information on volunteering.



HEATHER GALLAGHER (CAMERAGIRL) [WWW.PHOTOSBYCAMERAGIRL.COM](http://WWW.PHOTOSBYCAMERAGIRL.COM)

## BURNING: PLAYA PROTECTION & PUBLIC PYRES

**Our ongoing mission is to leave zero (0) burn scars on the playa**

### BURN SCAR PREVENTION

A burn scar is a discoloration of the surface soil caused by chemical changes in the minerals due to contact with fire. They can last for many years, over time they form bumps, which are hazardous to vehicles. Volunteers have spent thousands of hours cleaning up burn scars from past Burning Man events and continue to do so. The most effective way to eliminate burn scars is not to start fires directly on the playa surface. A fireplace, burn barrel or barbecue (in permitted areas only) can be effective for small fires. The BLM will issue citations for burning anything directly on the playa surface. Don’t burn anything that isn’t yours, or other people’s artwork. If they want their art burned, they’ll do it themselves and you can watch.



TEMPLE OF FLUX, PLAYARAZZI ANDY [WWW.PLAYARAZZI.COM](http://WWW.PLAYARAZZI.COM)

### PUBLIC BURN PYRES

For those that have something larger to burn, use the Public Burn Pyres at the ends of some of the radial streets, about 100 ft. out from the Esplanade. These are the only places where open fires may occur. The burning of toxic materials such as couches, stuffed furniture, rugs, PVC, etc. is prohibited by law. This includes anything synthetic that will release toxic dioxins, formaldehyde and nasty fumes into the air. You are responsible for taking these things home. Burn only clean untreated wood or paper and nothing oversized that will spill ash or burning debris onto the playa. Don’t overload the Public Burn Pyres. If it’s usable lumber donate it. (See “GOT WOOD?”, left.). Have tools on hand to break down and cut up larger pieces or take them home to recycle them for your structure next year! Review the Burning Man web site for information if you plan to do any burning: [www.burningman.com](http://www.burningman.com).

## WASTE REDUCTION & RECYCLE RESOLUTIONS:

**1 Practice the 6 'R's:** Rethink, Reduce, Reuse, Recycle, Respect & Restore!

**2 Choose non-glass containers.** Never throw glass in fires. It will shatter and create a miserable pickup chore. If you bring bottles, take them home with you and recycle them there (only aluminum cans are recyclable in BRC).

**3 Separate trash from recyclables.** Bring mesh bags to dehydrate wet garbage/compostables or a 5-gallon sealable bucket to store wet trash. This will isolate and reduce the burden of rotting food refuse. Burnable trash should be separated from recyclable materials.

**4 THINK AHEAD!** Remove unnecessary product packaging before you leave home. Choose less messy menu items (finger foods). Avoid leftovers (feed your neighbors and make friends). Bring pre-cooked food (store in zip-type bags for easy-to-eat food on the run). You can use your car's front dash as a solar cooker to heat cold or frozen foods.

**5 Reuse containers.** Bring water in large containers and mix drinks on the playa. For example, concentrated juice may be purchased in 12 ounce plastic bottles or in powdered form. Mix this into a gallon water jug and use the original concentrate bottle to drink out of over and over again.

**6 Choose crushable aluminum cans over plastic and glass.** Bring aluminum cans to Recycle Camp. Visit our web page for more information: [www.burningman.com/on\\_the\\_playa/environment\\_concerns/recycle\\_camp.html](http://www.burningman.com/on_the_playa/environment_concerns/recycle_camp.html)

**7 Bring your own reusable beverage container** to the Café or cocktail parties—ideally one you can attach to your outfit wherever you go. A mug with a loop handle works. You can use your own clean, reusable cup if you purchase coffee and other beverages at the Center Camp Café.

**8 The DPW is not accepting water donations this year.** Do not leave water at the Gate as you leave. Plan as accurately as possible, but if you have excess and must dispose of it, use it as dust abatement for your campsite by evenly distributing a shallow layer of water on the playa (not the road) or wash your windshield before you leave.

**9** Instead of burning or tossing them, **salvage reuse and recycle your camp's shade structure** and other materials. Recycle usable wood on site. See the Got Wood? section on page 5.

**10 Consider more energy efficient, reusable LED lights** (instead of "single-use" glow sticks) and alternative fuels such as biodiesel, to light and power your camp!

## BLACK ROCK COUNTRY

Black Rock country is truly one of the most fascinating landscapes in North America. Nestled between the western edge of the Basin and Range Province, the Black Rock Desert forms a unique assemblage of volcanic lava flows, ash, ancient shallow marine sea floor, exotic batholithic terrain, and lacustral sedimentary packages.

Within the Black Rock, the most striking and prominent feature is a silt alkaline Salt Pan, commonly referred to as a playa. The Black Rock Playa, elevation 3,848 ft, is the second-largest flat region in the Northern Hemisphere. Shaped like a "Y", the Black Rock can be divided into 3 parts: the playa, west arm, and east arm.

The longest stretch of playa is 27 miles along the west arm. South of the intersecting arms, the widest spot is 12 miles. The playa has a "bulge" in the middle that is widely reported to be the visible curvature of the earth; this is actually the result of water pressure and the expanding clays that make up the playa fill. (The earth's curvature is not visible from altitudes lower than about 20 miles.)

Also unique to Black Rock is a large concentration of hot springs, found along the escarpment of the ranges bordering the playa. The source of the springs is still unknown, although it is theorized that they are the result of active volcanism

and latent heat from the Cascades in northern California and Oregon.

The playa is the remnants of Pleistocene Lake Lahontan, which at its greatest expanse 13,000 years ago covered 8,665 square miles of north-western Nevada. Over the last 75,000 years



JOHN CURLEY JOHN CURLEY PHOTOGRAPHY.COM

Lake Lahontan has had four measurable high-stands which all correlate to glacial advances in the Sierra Nevada.

The highest lake stand was during the most recent glacial period. Geologic evidence suggests depths up to 920 ft. at what is now referred to as Pyramid Lake, 525 ft. in Walker Lake, and

490 ft. in the Carson Sink. Lush vegetation and an abundant water supply were present, provided from rivers draining off the Sierra Nevada Mountains & Modoc Plateau. Giant mammoth, camels, horses, and saber-toothed tigers roamed the marshy land.

In 1979, the largest mammoth ever found was discovered in the Black Rock Desert located in a channel of the Quinn River. This 17,000 year-old Imperial Mammoth was 50 years old at death, weighed 13,000 pounds, and was 13 ft. tall at the shoulders.

Glacial retreats, subsequent extension of the Basin and Range, and further development of the California Coastal Ranges, Sierras, Cascades and Klamath Mountains created physical barriers generating a Rain Shadow habitat in northwestern Nevada and eastern Oregon. Lake Lahontan eventually dried up, leaving behind terraces (up to 300 ft. wide) on the surrounding mountains and the current playa surface.

- Thanks to Catherine O'Riley, Mike Bilbo (BLM), and Nate Pepel.

*Suggested Reading: Geologic and Natural History Tours in the Reno Area (1995), Purkey, Becky Weimer, University of Nevada, Reno, Mackay School of Mines*



# SAFETY

## BMIR 94.5 FM & EMERGENCY BROADCAST INFORMATION

7

**Burning Man Information Radio (BMIR) is at 94.5 FM**, broadcasting critical travel, emergency, and general information, 24-7. Get the **REAL** news, weather, events, and Black Rock City information. In case of emergency, tune into 94.5 FM. Stop in Center Camp at BMIR and record your events for broadcasting between 12 p.m. and 4 p.m. daily. Tell the city what you're up to, live!

### EMERGENCY MEDICAL SERVICES

If you or someone you know (or encounter) requires medical assistance, contact an Emergency Services Department volunteer or a Black Rock Ranger, or visit our Medical Clinic near Center Camp at Esplanade & 5:15 or at the Emergency Services Stations behind the Civic Plazas located at 3 and 9 o'clock. Trained emergency medical personnel are on duty 24 hours a day and emergency evacuation is available. According to our medical staff, the common problems are dehydration and lacerations from stepping or tripping on unprotected rebar or tent stakes. Please avoid injury and act responsibly. If you are looking for your friend whom you suspect may have been injured and medi-vac'd from Black Rock City, go to Playa Info for more information.

### RANGER & MEDICAL LOCATIONS

Both the Black Rock Ranger Headquarters and main Rampart Medical Clinic are located on the Esplanade near Center Camp. In the 3 and 9 o'clock plazas, the Ranger Outposts and Medical Stations are on Coming Out Street, just behind the plazas.



### PERSONAL SAFETY

While Black Rock City is built on principles of community and cooperation, that doesn't mean citizens are protected from the actions of those with bad intentions. Maintain awareness of your personal safety at the event. Secure your valuables when away from camp. Introduce yourself to neighbors and your local Black Rock Rangers. Work together to keep your neighborhood secure. Let someone know where you're going if you wander off alone or with a new friend, and be sure to check in frequently. Make new friends, but be alert to the actions of those you meet. Be cautious about accepting drinks in open containers from strangers. Most importantly, use and trust your best instincts.

### A NOTE FROM OUR FRIENDS AT B.E.D.

Black Rock City can be an erotically charged environment. We want to help prevent sexual harassment and assault while ensuring that sex-positive free expression thrives! It is imperative to know and express your own sexual boundaries and to ask about and respect your partners' boundaries. As the Bureau of Erotic Discourse (B.E.D.) reminds us: Silence is not consent. Communication is the best lubricant! To find out more, get in B.E.D. at [www.bureauofertoticdiscourse.org](http://www.bureauofertoticdiscourse.org).

### SCOOTERS AND GO-PEDS

Large, seated, street-legal "Vespa" type scooters, like motorcycles, are **not allowed** to drive in our pedestrian and bicycle city. Small motorized scooters (two wheeled, lightweight, standup, small, no-seat, off-street type) and go-peds are allowed in Black Rock City but they are subject to the same rules as any other motorized vehicles - drive 5 MPH and have front and rear lights at night. BLM Rangers will issue citations for non-compliance.

### WATER

Burning Man DOES NOT provide water. You must bring your own. **Public pools and showers will not be permitted.** Water for private use that entails full body contact or consumption must be "potable" and come from Nevada State Health Division approved water sources. If you have any questions, contact the Nevada State Health Division: (775) 687-7548.

### AIRPORT AND PILOT POLICIES

88NV is a temporary playa airport for transportation, aerial photography, and performance art. FAA, BLM regulations and playa rules are necessary for a safe and considerate aviation community. Briefings on playa are mandatory for all pilots; private, commercial, helicopter, ultralight, balloon, and skydivers. Landing restrictions begin days before the gate opens. New this year: operating hours are 6 a.m. to 7:30 p.m. and charter flights need permits. First stop for information is [www.portofentry.org](http://www.portofentry.org). Additional questions? Email [airport@burningman.com](mailto:airport@burningman.com) before mid-August.2011.



JARED MECHABER, [WWW.MECHABER.COM](http://WWW.MECHABER.COM)

# FIRE ART SAFETY GUIDELINES

**FLAME EFFECTS DEFINITION** All flames that are automated, switched, pressurized or having any action other than simply being lit on fire, as well as projects using propane or other liquid or gaseous fuels.

## OPEN FIRE DEFINITION

### Open Fire Level 1 – Large Burn in Contact with the Playa

Art Installations, when fully engulfed in flames and producing a tremendous amount of heat, require a Burn Shield Platform and may or may not require a safety perimeter. This artwork may or may not require Ranger support. With some clever thinking, preparation and intelligent use of materials, these can be made to fit in with the aesthetics of the installation. A Burn Laminate/approval is required for this type of burn event.

**Open Fire Level 2 – Enclosed Fire Art Installation with small, enclosed flame, such as candles, torches, fire barrel, raised container, etc.** Precautions must be taken to prevent unintentional burning of materials (fabric, sets, etc.) As long as all fire is kept within an enclosed vessel, there is no need for a Burn Shield Platform or a Burn Laminate. This level also refers to Fire Performers.

**Open Fire Level 3 – Art Installation that is created in one location and is moved to an approved Burn Shield Platform for burning.**

The artwork can be transported and burned on the Man platform after the Man has been set on fire OR at one of the public burn platforms along the Esplanade, depending on the most favorable schedule. A Burn Laminate will NOT be needed for this type of fire.

Whatever “Fire” definition your art project falls into, it must conform to the guidelines that have been established for Fire Art. Responsibility includes ensuring that fire or flame will not endanger participants, art crew, or members of the Performance Safety Team of the Art Department.

Art installations utilizing Open Fire, Flame Effects and/or Pyrotechnics require approval and will be granted a license (laminate). The Fire Arts Safety Team will issue the appropriate laminate once the artwork has been approved in Black Rock City. To make sure that your use of fire or flame is in compliance and can be permitted, please read the guidelines and fill out the art questionnaire at [www.burningman.com/installations/creating\\_dangerous\\_art.html](http://www.burningman.com/installations/creating_dangerous_art.html). This is required to ensure public safety, not to bog you down.

**FLAME EFFECTS** The artist must be aware of the use of materials such as proper fittings and fuel lines that are rated for the fuels and pressures used, i.e. propane hose for propane fueled effects. The artist must also create a safety plan specific to the piece, as well as provide sufficient and proper fire extinguishers and be proficient in their use. The placement of fire art on the open playa comes with the added responsibility of protecting fuel sources from vehicle traffic.

**BURN SCARS ON THE PLAYA** Burning anything directly on the surface of the playa will create burn scars, hardened discolorations which are difficult to clean up and take years to recover. Burning Man’s ability to return to the Black Rock Desert year after year is directly dependent upon our ability to Leave No Trace – including burn scars. It is your responsibility as a citizen to ensure no burn scars are left on the playa.

# FUEL SAFETY REQUIREMENTS

## All Fuel and Hazardous Materials Storage

All participants using combustible fuels in an art installation or storing fuel in camp must comply with the following practices for storing and handling these materials:

### Storage of Compressed and Liquefied Gases (CO<sub>2</sub>, oxygen, propane, nitrogen, etc.)

- All gas cylinders must be secured in an upright position to prevent tipping.
- All cylinder valve caps must remain on the assemblies unless in use with plumbing or regulator set.
- Main shut off valve (Key Valve) must be marked.

### Storage of Liquid Fuels (gasoline, kerosene, diesel, & white gas)

- 20 gallons or more of flammable liquid must be kept within a secondary containment area, such as a petroleum resistant tarp rolled up to act as a berm.
- A supply of cat litter or other fuel absorbent material must be kept on hand near any spills basin.
- All liquid fuel containers must be clearly labeled. Original labels are preferred.
- Liquid fuel containers in camping areas require a 30 ft. safety perimeter, and unobstructed access for ESD vehicles in case of fire.

NOTE: A petroleum, flammable liquid fire burns

at the surface of the material. Water will spread the flaming liquid over a wider area, vaporizing it rapidly, spreading the fire. To put out such a fire, cut off its air supply or interrupt its chemical chain reaction using carbon dioxide (CO<sub>2</sub>) or dry chemical powder. Both are effective, but dry chemical is best for outdoor use; it’s not subject to wind, has a longer range, and can extinguish pressurized leaks of gas and liquid. For good all-around fire protection, use an ABC or all-class fire extinguisher.

- The Emergency Services Department (ESD) must be notified of fuel presence and location of acetylene cylinders of any size.
- Acetylene cylinders shouldn’t be stored horizontally and must be separated from oxygen cylinders by 20’ unless plumbed or on a cutting cart.
- Propane cylinders of 100 gallons or more are NOT permitted in the city.
- Compressed flammable gases stored in camping areas require a 30 ft. safety perimeter, and unobstructed access for ESD vehicles in case of fire.
- Signage stating “Flammable Fuel” must be easily seen.
- A dry chemical fire extinguisher must be kept visible near, but not on top of the storage location of any liquid fuel.

## FUEL SAFETY REMINDERS

- Store fuel away from running generators.
- Turn generators OFF before refueling.
- Use a pump when transferring fuel. Do not siphon using your mouth. A mouth full of fuel could be fatal. Wash hands after fueling.
- Keep all equipment in good condition. Watch for leaks, or damage.
- If fuel is spilled on clothing, move away from any ignition source, and allow clothing to dry. Use waterless soap for hands. If fuel should accidentally splash in eyes, use water to flush.
- Be aware of static electricity. Any spark can ignite gasoline vapors. Always fill containers on the ground, not in or on vehicles.
- Always use a bonding strap when transferring flammables and combustibles between containers.

Additional questions about fuel storage should be directed to: [fuelsafety@burningman.com](mailto:fuelsafety@burningman.com). For ESD questions email [911@burningman.com](mailto:911@burningman.com).



# THE DMV AND MUTANT VEHICLES

9



ALES PRIKRYL, DUSTTOASHES.NET

Citizens of Black Rock City have an opportunity to participate in the Mutant Vehicle experiences, an important piece of the art and participation at Burning Man. The DMV licenses Mutant Vehicles for driving about BRC. All prospective Mutant Vehicles, and those who wish to apply for a disabled license, **MUST** be pre-registered with the DMV before the event. In order to be granted a license, Mutant Vehicles must meet certain criteria. In addition to being visually stimulating and participatory in nature, vehicles must be safe and owners must comply with community guidelines (no dust, 5 MPH, etc.). Depending on the license type, Mutant Vehicles may be operated either within Black Rock City or on the playa and during the day or at night (which requires radical illumination). The DMV also works with the Fire Arts Safety Team to inspect and license Mutant Vehicles which use flame effects.

That said, Black Rock City is designed for pedestrians and bicycles. Non-mutated, recreational driving is prohibited; be prepared to drive your vehicle to your campsite and leave it parked there for the duration of your stay at the event. **Vehicles driving without a proper permit may be fined, impounded, or disabled by law enforcement or the Black Rock Rangers.** Non-mutated vehicles intended for recreational driving, including motorcycles, large scooters, and ATVs are not permitted in BRC and will be impounded at the gate. However, if a motorcycle is your sole means of transportation to the event, you may enter the city and park it at your campsite. Wind-powered vehicles with a pivoting (non-fixed) mast and a standing operator are allowed to move within BRC. All other types of wind-powered vehicles are not allowed within the city but may operate at the Black Rock Airport. Look for the airport on the BRC map.



DzM, BM.DZM.COM



ANTHONY PETERSON, [www.ajpn.com](http://www.ajpn.com)



HOVERING, [www.HOVERING.COM](http://www.HOVERING.COM)

## MUTANT VEHICLE SAFETY

Mutant Vehicle participants (vehicle artists, operators, and passengers) must comply with certain safety standards.

### VEHICLE INTEGRITY & MECHANICAL CHARACTERISTICS:

To be licensed, your Mutant Vehicle must meet certain standards of structural and mechanical integrity. This safety standard applies to all Mutant Vehicles at all times. A violation of public safety could result in immediate eviction from the event.

#### MUTANT VEHICLES MUST HAVE PHYSICAL INTEGRITY:

- All fluids leaking from a vehicle must be caught in a pan and disposed of properly.
- There must be rails for people to hold onto.
- The vehicle must be structurally safe for its occupants.
- Vehicle body alterations should not pose a physical danger to anyone.

### DRIVER RESPONSIBILITIES:

- Drive safely.
- Come to a complete stop before anyone gets on or off the vehicle. Passengers must be able to get on and off safely.
- Respect the posted speed limits and drive slower as needed to avoid kicking up dust.
- Do not drive erratically (swerving; stopping and starting quickly).
- Do not drive on pedestrian walkways, see the BRC map for details.
- Make sure your BRC-DMV license is properly displayed on the rear of your vehicle.
- Pedestrians and bicycles always have the right of way.
- Violation of these rules can result in fines, impounding, and/or eviction from the event.
- Do not drive when visibility is obstructed in "white out" conditions.

### PASSENGER RESPONSIBILITIES:

- Only board or exit from a stationary vehicle.
- If the vehicle doesn't look safe, don't get on. Listen to your instincts.

If you are feeling uncomfortable, you have the right to safely leave the vehicle upon request.

#### MUTANT VEHICLES MUST HAVE THESE MECHANICAL CHARACTERISTICS:

- Functioning brakes
  - Controllable speed
  - A reasonable turning radius
  - Safe mechanical operation
  - Adequate lighting for nighttime permits
- Fulfilling these requirements is the responsibility of the owner of the vehicle.

# SURVIVAL IN BL

## 2011 BRC PLAN

Sixteen new streets have been added to the city plan this year! They are short, radial streets at the :15 and :45 clock positions, running mid-city between Graduation and Liminal. These new streets serve to break up the longer city outer blocks and ease pedestrian access. The distance from the inner-most road, Esplanade, to the Man has increased from 2120 feet last year to 2400 feet this year. The block between Esplanade and Anniversary is 400 feet deep and single blocks are 200 feet deep.

## PUBLIC PLAZAS

Participants are once again invited to occupy and develop the three plazas located at 3:00, 6:00, and 9:00 and Kindergarten. We are holding most of the camping space around these plazas available for unregistered camps to develop and maintain as an experiment in spontaneous urban planning and collaboration.

## SECURING YOUR CAMP

Try to position your tent and shade structures to present the smallest possible profile to the wind (prevailing south-southwest to north-northeast). Weight the interior corners of your tent; stakes that are 12-inches or longer are recommended. Lengths of rebar make excellent stakes, but all exposed ends must be capped (empty 1-liter plastic soda bottles will do the trick) or bent into a candy cane shape to prevent foot/leg injuries. Information on rebar, and tips for removal, is available in the Preparation section of the Burning Man website: [www.burningman.com/preparation](http://www.burningman.com/preparation).

**At all times, keep objects (any light paper or plastic products, clothing, tarps, EVERYTHING) secure from the wind.** MOOP is often created as a result of laziness. NEVER LET IT HIT THE GROUND and CLEAN AS YOU GO! Ropes or cables used to stabilize tents should be flagged, preferably with a white or reflective material. They are hazardous to pedestrians at night. Lock valuables in your car.

**Make two spare door keys:** hide one, carry one.

Rainfall here is quite selective and dries quickly. Severe conditions rarely last more than half an hour. Storms often come in with little or no warning. You need to keep your camp battened down at all times so it's secure. This is especially true when you're away from camp. Winds can exceed 75MPH and objects such as sleeping bags, chairs, card tables, empty ice chests and tents have been carried away by high winds.

## COMMERCE AND CONCESSIONS

The sale of products and services is prohibited within our community. Bring what you need. The display of commercial logos and banners, or distribution of commercial promotional items or materials is prohibited. Sales of hand-made items and food items "in order to cover costs of the trip" are not allowed. There is NO participant vending. Ask your neighbors if you need a specific item. Confront your own survival. This is not a consumer event. Although ice will be available for purchase on-site (in Center Camp and the 3 and 9 o'clock plazas), proceeds are used to support Gerlach, Empire, and Lovelock community groups.

Gifting food or fresh juices to the public, requires a permit from the Nevada State Health Division. Any kitchen serving 125 or more persons at a time, whether public OR private, requires a health permit. Go to [http://health.nv.gov/BFHS\\_EHS.htm](http://health.nv.gov/BFHS_EHS.htm), and scroll to the flame icon for specific "Temporary Food Information for Burning Man". You don't need a permit for bar ice, but your ice must come from a source approved by the Health Division, like local stores or our ice sales.

## CHILDREN, FAMILIES AND YOU

**We are a family friendly event.** We encourage everyone to know where the kids camp, named "Kidsville", is located on the map. If you are not a family friendly camp, please place yourself far away from it. If you are a family camp yourself, consider camping between 5:00 and 5:30. For more info, contact [kids@burningman.com](mailto:kids@burningman.com).

All parents should attend to their children and are responsible for their safety and well being at all times. Parents not behaving responsibly with regard to their children may be asked to leave the event.

If you encounter a lost child, alert a Black Rock Ranger immediately. **Always be respectful and aware of the presence of children in Black Rock City,** and be considerate of their needs.

## BURNING MAN AN EXPERIMENT IN TEMPORARY COMMUNITY

Because many people only know a world shaped by institutions, service workers and commercial transactions, they may not even recognize the signs of a community. Here are a few of its indicators:

**CELEBRATION** Community activities incorporate celebration, parties, and other social events. The line between work and play becomes blurred. The human nature of everyday life becomes part of the way you work. You will know that you are in a community if you often hear laughter and singing.

**STORIES** In universities, people know through studies. In businesses and bureaucracies, people know by reports. In communities, people know by stories.

**INFORMALITY** In the community, transactions of value take place without money, advertising, or hype. Care emerges in place of structural service.

**COLLECTIVE EFFORT** Community is cooperative uniting us as varied members of one body. By contrast, when we consume a service, we're made passive. Fifty million people may view a television program or consume a beverage in complete isolation from one another.

**CAPACITY** Communities are built on the recognition of the unique abilities of every member. Commerce and the public service sector outside of BRC define us on the basis of deficiency and need.

# BLACK ROCK CITY

## YOUR BODY VS. THE ELEMENTS:

### BEATING THE HEAT (AND THE COLD)

Make sure you bring some kind of shade for your camp and try to lie low during the hottest part of the day (save your strength for the night). Use sunscreen, sunglasses, a hat, and water. If you don't take a few basic steps to protect yourself, the desert's midday sun will cook you in no time. However, when the sun drops over the horizon, temperatures can quickly plummet fifty degrees. Overnight lows in the 40's can seem exceptionally cold after extensive daytime sun, so you'll want to bring warm clothing, and a good sleeping bag as well.

### A FEW WORDS ABOUT STORMS

The playa can be subject to sudden bouts of fierce, unpredictable weather. Storm cells, fed by rising thermals that stream upward from the surrounding mountains, may arise in the late afternoon or evening and bring high winds, lightning and (sometimes) rain into camp. Likewise, dust storms can prowl the playa in packs or sweep in a broadened front across the plain. Suddenly besetting us, they can produce instant "white outs." However, they are usually over quickly.

Long, sustained rainfall—or white out conditions—are unlikely; however, you will want to come to the event mentally and physically prepared for such occurrences.

**DO NOT DRIVE** your vehicle.

- Relax and wait until conditions change.
- Bring a plastic 5-gallon utility bucket (with lid!) and heavy-duty black garbage bags (as an emergency porta potty). The bags go home with you, NOT in a porta potty.
- Bring an extensive first aid kit.
- Bring a battery-powered radio and tune into BMIR, 94.5 FM.

### IN WHITE-OUT CONDITIONS:

Seek immediate shelter and stay there. (White-outs are why goggles are great!)

If you are caught outside of shelter during this condition, simply sit down; cover your face with your shirt and wait. Using a dust mask is highly effective.

Be on alert for moving vehicles.

**If you are in a vehicle, STOP and wait for the air to clear.** You will not be able to see where you are going.

### THE BLACK ROCK DESERT

The Black Rock Desert is a thoroughly flat, prehistoric lakebed, composed of a hardpan alkali, ringed by majestic mountains. Daytime temperatures routinely exceed 100°F and the humidity is extremely low, which rapidly and continually wicks the moisture from your body. Because the atmosphere is so dry, you may not feel particularly warm, but you'll be steadily drying up. Sunscreen, lip balm and skin lotion are your best friends on the playa. At nearly 4,000 feet above sea level, the atmosphere provides much less filtering of the sunlight which causes sunburn. As a result, you will burn much faster and more severely than at lower elevations. Put on sunscreen every morning and repeat as needed during the day.

It takes nearly everyone a day or so to adjust to the desert climate. Don't be surprised if you spend your first day feeling a bit queasy and cranky. Begin drinking more water as you approach the desert. To stay healthy and enjoy the week, drink water all the time whether you think you need it or not. Drinking up to one gallon of water per person per day is the rule of thumb.

Remember to eat proper salty foods to prevent electrolyte imbalance. Users of alcohol, caffeine or other drugs are particularly at risk for dehydration, and should pay careful attention to their water intake. Dehydration can cause headaches, stomach cramps, abdominal pains, constipation, or flu-like symptoms. It exacerbates both heat-related and cold-related conditions (i.e. heat exhaustion and hypothermia), and makes it difficult for the body to mend itself. If someone you know complains of these symptoms, or shows signs of either severe overheating or (worse) a case of chills under the mid-day sun, get them to shade immediately and seek prompt medical help. In case of emergency, go to the Medical Clinic at Esplanade & 5:15 or an Emergency Services Station near the Civic Plazas. Medical staff are always on duty and evacuation is available.



ALES PRIKRYL, [WWW.DUSTTOASHES.NET](http://WWW.DUSTTOASHES.NET)

### IN THE EVENT OF RAIN:

- **DO NOT DRIVE** your vehicle. You will become stuck!
- Remain where you are.
- Do not ride your bike. Carry your bike; playa mud clogs it in a few feet.

## HAPPY BICYCLING

Bikes are not merely a convenience; they are part of our culture. Our city was designed for pedestrians and bikes. There may not be bike repair service available, so be sure your bike is in good working order BEFORE the event, and bring a wire brush, chain lube, and extra tire tubes.

**LOCK YOUR BIKE!** It is recommended you lock your bike at all times when not in use. NEVER ever lock your bike to guy wires on the Café or any other structures. This can pose a safety hazard. Also, do not lock your bike to artwork as this may hamper performances and scheduled burns. No bike is considered stolen unless the lock was cut, and no bike is considered lost until the event is over on Monday. You can file a lost bike report at Playa Info on Monday.

**DECORATE YOUR BIKE:** It is much less likely your bike will be borrowed without permission if it looks unique.

**MARK YOUR BIKE:** and ALL of your significant possessions (backpack, camera, etc.) with your name, phone number or email address, and camp location.

**LEAVE NO TRACE:** DO NOT ditch your bike at Burning Man! Dealing with abandoned bikes stretches our over-taxed resources. Please read ([www.burningman.com/preparation/event\\_survival/bikes.html](http://www.burningman.com/preparation/event_survival/bikes.html)). Further questions about bike issues can be sent to [bikes@burningman.com](mailto:bikes@burningman.com).

Please light all bikes to avoid injury and damage.



## IF IT WASN'T MADE BY YOUR BODY, DON'T PUT IT IN THE POTTY!

Portable toilets will be both provided and emptied regularly. Use these facilities only for their intended purpose - not for dumping garbage or your personal potty bags. Putting anything but human waste and one-ply toilet paper (2-ply is a BIG no-no) into the portable toilets makes pumping nearly impossible and threatens the survival of the Burning Man event. NO TAM-PONS, TRASH OR HANDY WIPES in the portable toilets. THIS MEANS YOU!!



STEPH GORALNICK SGORALNICK.COM

Put the lid down when you're done - it helps keep odors under control. Do not dump grey water or bags from your personal "potty" in the portables rented for participant use: doing so will fill them up much faster than normal and result in nasty toilets for all. For tips on dealing conscientiously with your grey water, see the Preparation section of the Burning Man website. Our toilet vendor works very hard to keep us all happy. Clean toilets are mandatory from a public health standpoint. Follow the guidelines above and you'll find the toilets cleaned frequently and efficiently. Please do not defecate on the playa; it is an illegal act and unpleasant mess for everyone, especially for those who restore the playa after the event. Finally, if there is a truck servicing a bank of potties make sure you aren't interfering with their job by using one of the potties—wait until they are finished. Our vendors work really hard so we can all enjoy Burning Man!

## INFORMATION

Questions should be directed to the knowledgeable Playa Info volunteers in Center Camp. Hours are generally 9:00 a.m. to 6:00 p.m. unless otherwise posted. If someone is answering questions after hours, accept or believe them at your own risk. Check out the white boards at any time for answers to "Top Ten" questions plus the hottest information.

## FINDING YOURSELF AND YOUR FRIENDS

Use the Playa Info computers to register yourself and your camp location and find your friends. You can exchange messages via the online Directory network, but there is no Internet access. Also use this service to find and post event schedules, ride shares, and other services and information. The big BRC map shows public theme camp locations. Bulletin Boards are always available for artful posting of events, messages, and general information.

## LOST & FOUND

It bears repeating: mark all of your possessions with your name, phone number or email address, and camp location. Take a picture of your contact info and leave the image on your camera. Items found in Black Rock City are not "playa gifts" to keep nor to give. At Burning Man, turn in found items to Playa Info so that they might be returned to their owners. After the event, whether you have lost or found something, there are two steps you can take to facilitate "happy reunions":

- 1 Send detailed descriptions to [lostandfound@burningman.com](mailto:lostandfound@burningman.com). Complete make, model, and color descriptions will have the most success. Act quickly. Our official lost and found efforts end when ticket sales begin in mid-January for our next Burning Man.

- 2 To leave no trace, our community often takes possession of items left behind. Post partial descriptions to our ePlaya bulletin board (<http://eplaya.burningman.com/>> year-round connections> Lost and Found). See if anyone can fill in the blanks.

## AFTER DARK ARRIVALS

If you arrive in our city at night and do not know where to camp, we recommend you stay at the Greeter Station until morning. You are not likely to find your friends by cruising in the dark after your long journey and you are likely to inadvertently camp in a reserved space, and/or create a hazard for others. You can get information and find your way more safely by the light of day.

## WALK-IN CAMPING

A marked area immediately behind the southeast side of Black Rock City will be reserved for Walk-In Camping. You will need to leave your vehicle and carry your belongings to your chosen spot. No vehicles or RVs will be allowed in the Walk-In Camping area. The sheer difficulty of this exercise will keep the area sparsely populated and your efforts will be rewarded with a solitude unavailable in other parts of the city.



RICK EGAN, [WWW.MOONSKI.NET/BURNINGMAN](http://WWW.MOONSKI.NET/BURNINGMAN)

## PARTICIPATION

If you want to broaden your participation in the event, there are ample opportunities. Visit the V-Spot near Playa Info in Center Camp to volunteer. Ours is a society of activists. When we see a job that needs to be done, we are inclined to roll up our sleeves and pitch in. Keep this in mind: there is no "they" in BRC. There is only "us." Burning Man is a 100% participant funded and staffed event. Sadly, there are always a few people who just don't "get it." These folks believe that the mystical "they" will appear to provide for their needs and clean up their mess. Help us instruct them. If you see someone acting irresponsibly, introduce yourself and speak up. Also, don't be a "participation snob". Just because someone isn't costumed or visibly participating doesn't mean they aren't contributing.

## IN-AND-OUT POLICY AND SHUTTLE AVAILABILITY

Movement of cars or airplanes poses a safety hazard, and protection of the environment is of paramount importance to Burning Man. Therefore, casual traffic in and out of Black Rock City is strongly discouraged. Participants who leave and return by personal means will be required to pay \$20 per person. For those anxious to drive into "town," the strongly encouraged alternative is our community shuttle that travels between Black Rock City and the towns of Gerlach and Empire.

The \$10 tickets and the schedule for the bus shuttle will be available at the shuttle ticket booth located near 6:00 and Divorce. You must be sober, dressed appropriately for town, and carrying your event ticket stub and wearing the wristband issued to you when you purchase a bus ticket. Shuttles run every two hours from 10:00 a.m. - 4:00 p.m. Wednesday through Friday, and 10:00 a.m. - 2:00 p.m. on Saturday.



BETTY EMIRZIAN [HTTP://GALLERIES.BURNINGMAN.COM/BROWSE?OWNER=BETTYBOO05](http://galleries.burningman.com/browse?owner=bettyboo05)

## TELEPHONE SERVICE

Cell phones do not work in the Black Rock Desert. Limited cell phone service and public telephones are available in the town of Gerlach, 12 miles away. Bring a calling card and take the BRC Shuttle to town.

## RC HOBBYISTS

If you are planning to bring any sort of radio controlled model, vehicle, or art installation to BRC this year, please contact [rchobbyist@burningman.com](mailto:rchobbyist@burningman.com) with the radio frequency and channel number under which you will be operating. Radio channel conflicts must be avoided to prevent loss of control of an RC project. An out of control model/vehicle/art piece can cause serious damage to people or property, so it is important that RC'ers help us organize regarding radio use. If you have an RC art piece, please inform the Art Team, [art@burningman.com](mailto:art@burningman.com) or contact a team member at the Artery in Center Camp.

## NOISE CONTROL

Sound travels on the playa and not everyone will want to sleep when you do. The only reliable way to get a quiet, uninterrupted night's sleep is to bring earplugs. If you use an amplified audio system at your camp the volume must be held to reasonable levels. Speakers must be elevated off the playa surface and backed by a truck, RV or anything large and solid enough to prevent the sound from traveling backwards. The maximum power amplification is 300 watts, 90 decibels at 20 feet. If a problem with sound levels continues after sufficient requests and warnings, the source of power for such device or system will be disabled.

Art cars with sound systems are subject to the same standards, and must cut their sound when approaching art installations and performances.

The hum of generators can become annoying over a long period of time. Please keep your neighbors in mind. We recommend generators that are sound insulated. DO NOT dig a trench to sound-insulate your generator. Rather, enclose it in a wooden box. Visit the Generators article on the website for more detailed information: [www.burningman.com/preparation/event\\_survival/generators.html](http://www.burningman.com/preparation/event_survival/generators.html).



NEXUS, PLAYARAZZI ANDY [WWW.PLAYARAZZI.COM](http://WWW.PLAYARAZZI.COM)

## BURNING ETIQUETTE

The burning of public structures (such as lampposts or bulletin boards) is prohibited. Likewise, the burning of other people's artwork is forbidden. Individual artists have the sole right to burn their own creation, subject to burn guidelines. Do NOT burn other people's property! If you witness such vandalism, please inform a Black Rock Ranger. You may burn your art on provided Public Burn Pyres located at the front of our city, at the end of every third latitudinal street. Don't forget to collect and remove your own ashes. See Protecting the Environment on pages 4-5 for more information.

## FREEDOM & THE MEDIA

The media are a part of our experience on playa. Freedom of the press dictates that we cannot exclude them, nor would we want to—they are our opportunity to affect the world by illustrating what we do together as a community. Today, everyone contributes to reporting and documenting, given current technology and habits; this remains as valid a form of expression as any art. Burning Man does limit the number of professional/media video present at the event. Those approved to film are pledged not to interfere with your experience. Should you feel that someone totting a camera is creating a nuisance, contact a Black Rock Ranger or Media Mecca.

Commercial use of all imagery taken at Burning Man is forbidden without express permission. All professional photographers with intent to receive compensation for a Burning Man image (including editorial or gallery use) must check in at Media Mecca. Pre-event or post-event photographers should register at: [www.burningman.com/press](http://www.burningman.com/press), contact the hotline at 415-TO-FLAME, or write: [press@burningman.com](mailto:press@burningman.com) for permission.

ALL users of motion-capturing video and film cameras must complete a registration, whether they are to be used for personal or professional purposes. (Still cameras strictly for personal use don't require registration.) Filming or photography for public distribution requires permission.

Professional media will receive a specific camera tag, indicating that they've registered with Media Mecca and have been informed of our community expectations for filming. However, you have ultimate responsibility for your image and should ask photographers or videographers how your image will be used. Should you encounter a problem, approach and ask for their tag number, and report it to a Media Mecca volunteer or a Black Rock Ranger. Those filming or videotaping for personal use must sign a Personal Use Agreement, which indicates the footage will not be professionally distributed. This protects the privacy rights of participants. This Agreement can be obtained at the Gate, or obtained and turned in at the Greeters Station, Playa Info, and Black Rock Ranger Outposts in the Civic Plazas.

**NEW FOR 2011:** Personal Use videocameras will NOT receive a camera tag, but still must fill out a Personal Use Agreement prior to use. Only professional media cameras will carry tags in 2011. All participants are encouraged to visit Media Mecca to ask questions or learn more about this process.





# COMMUNITY

14

## CIVIC PLAZAS

Two Civic Plazas are located on either side of the city at 3 and 9 o'clock. These Plazas are mini civic centers designed to serve the same community functions as Center Camp. They are public gathering spaces, inviting art, performance, installations, and community interaction. In 2007 we added ice sales to the 3 and 9 o'clock Plazas. The theme camps encircling the Plazas are encouraged to participate creatively in making the Plazas inviting. Nearby, participants will find Emergency Service Stations and Black Rock Ranger Outposts.

## HOT SPRINGS

Our numbers have grown and, with that, the potential for strain on the surrounding environment has increased. During Burning Man, BLM stipulations forbid participants from using the local hot springs. A special environmental team of Earth Guardians working with the BLM will be assigned to patrol and protect these fragile resources. Email [earthguardians@burningman.com](mailto:earthguardians@burningman.com) for more information. Hot Springs: Stay out! Stay alive! Keep Burning Man compliant with its permit!

## RVS

You are welcome to bring a recreational vehicle. Be aware there is no dumping station and you will not be allowed to dump on the playa. The



BLM issues citations for the dumping of grey or black water. There is no location for scheduling RV servicing appointments. If you see a truck designated 'RV Servicing', you can flag them down. RV servicing will be available for a \$50 fee for trailers up to 24' long, and \$60 for one grey and one black tank for RVs that are 25'-35' long. Each additional or oversized tank is \$30. Our potty vendor only accepts cash so plan ahead. You must have a contact person to meet the pump-truck at your RV. Keep a space clear for the truck to access your RV, pump hoses cannot reach beyond 30'. Pumping services only include removal of grey and black water. NOTE: servicing does NOT include a water fill. Use only one-ply toilet paper. Finally, be considerate of your neighbors when running your generator. For more information, visit the Preparation section of the Burning Man website and read [www.burningman.com/preparation/event\\_survival/rvs.html](http://www.burningman.com/preparation/event_survival/rvs.html) RV Survival Tips.

## PROTECTION OF ART

If you witness anyone vandalizing artwork, please ask them to stop. Inform a Black Rock Ranger if necessary.

## RENTAL TRUCKS & CORPORATE LOGOS

Corporate advertising is not allowed at Burning Man. Participants with rental trucks and RVs are enthusiastically encouraged to cover or decorate prominent logos. The display or distribution of corporate banners, corporate logos, giveaway items, samples, and other promotional paraphernalia is strictly prohibited.



NEIL GIRLING - THEBLIGHT.NET

## PAIUTE TRIBAL LAND & PYRAMID LAKE

On your way to Burning Man you will pass through the Paiute tribal land. Every year we affect the Paiute tribe's resources, whether it's a car accident, camping, roadside littering, or a swim in Pyramid Lake. Please be respectful. There are limited services for the 76 miles between Wadsworth & Empire. This means no reliable access to gas and no water.

With some guidance from Burning Man, Paiute leadership has encouraged their citizens to organize and offer services to our participants along the way, such as a car wash, sales of food and other goods. Please do support the Native American community in Wadsworth and Nixon, and consider a visit to the Pyramid Lake Museum and Visitor's Center located at 709 State Street in Nixon to learn more about the area and the Paiute tribe. PERMITS ARE REQUIRED while on tribal land in and around Pyramid Lake. Pulling off the road to swim, hike, take a break from driving and/or overnight camping requires a permit. Do not EVER pull off the road into the soft sand on the east side of Pyramid Lake. You WILL get stuck. Day use permits are only \$6, and one day camping permits are \$9. Please do your part and purchase a permit before using the Paiute land. The I-80 Smoke Shop in Wadsworth is the most convenient location for northbound Burners to purchase a permit. You can purchase permits in other Nevada towns including Reno, Sparks, Fernley, Nixon, and Sutcliffe. Please read Travel Info in the Preparation section of the Burning Man website for locations ([www.burningman.com/preparation/travel\\_info/pyramid\\_lake.html](http://www.burningman.com/preparation/travel_info/pyramid_lake.html)). For more information about the Paiute tribe and their land, please visit [www.plpt.nsn.us](http://www.plpt.nsn.us).

## OUR NEIGHBORS

As you arrive within sight of the Black Rock Desert, you will pass through the communities of Empire and Gerlach. Empire boasts a grocery store. It is your last chance to purchase provisions! Hours for the store are extended during Burning Man, but it's not typical to find it open after 10:00 p.m. Gerlach amenities include a gas station, a car repair and towing service, one restaurant (Bruno's), and Burning Man's roadside office. The gas station closes at 9:00 p.m., as does Bruno's restaurant. Please remember that these twin towns are NOT extensions of Black Rock City.

**DO NOT** replenish your water supply from a private local spigot. Water is precious in the desert. This water belongs to local residents.

**DO NOT** deposit any form of garbage here or by the roadside.

**DO NOT** speed through these towns.

**DO** avoid blocking driveways if you park your car.

The citizens of Gerlach and Empire welcome us, but bad behavior on your part can undermine this relationship. Behave as you would in any small community. Life moves at a slower pace in Black Rock country. Local merchants are unaccustomed to crowds of customers. Be courteous and patient, dress appropriately and do not impart a party atmosphere. We are guests here. **Be courteous and friendly to all local residents.**



# LAW ENFORCEMENT

## AT BURNING MAN AND THE SURROUNDING AREAS

15

### WHAT PUBLIC AGENCIES PATROL THE EVENT?

- Federal Bureau of Land Management Rangers
- Pershing County Sheriff's Office
- Washoe County Sheriff's Office
- Nevada State Department of Investigations
- Nevada State Health Division
- Nevada Highway Patrol

**Law Enforcement Rangers with the Bureau of Land Management** typically wear tan pants and short-sleeved shirts with this logo on their sleeves. They patrol throughout Black Rock City and the



surrounding Black Rock Desert.

**Pershing County officers** patrol Black Rock City, and are sometimes supported by officers from other counties. They usually wear grey short-sleeved polo shirts marked with the Pershing County insignia. Law enforcement officers from Washoe County primarily patrol the nearby town of Gerlach. It is not the mission of these agencies to police your lifestyle or inhibit self-expression. They fulfill the same function as the police in any city. In the past, they have conducted search and rescue

missions and assisted us in evictions. It is also their duty to respond to any infraction of the law that is brought to their attention or is in plain view. Pershing County has a new Sheriff and we're pleased to report that he's eager to work cooperatively with us and other agencies to focus on participant safety.

**The Nevada State Health Division** seeks to protect the health of our citizens and prevent food-borne epidemics. Please cooperate with their lawful inspections of all public food preparation sites at our event.

### ATTENTION: CITIZEN PARTICIPATION ALERT!!! LAW ENFORCEMENT FEEDBACK FORMS



The Burning Man Project wants to know as much as possible about your significant interactions with the law enforcement agencies that work at our event. If you are stopped by any law enforcement officer, please fill out a Law Enforcement Agency Feedback Form at our Black Rock Ranger headquarters in Center Camp or the outposts in the 3 & 9 o'clock plazas. We need both positive and negative feedback: Did an officer help you? Do you feel that an officer treated you unfairly?

If you believe you were subjected to unconstitutional or improper law enforcement activity, it is important that you promptly fill out a Law Enforcement Agency Feedback Form on playa. Be sure to fill out the form completely and truthfully with as much useful information as you can recall, and turn it into the Black Rock Rangers headquarters as soon as possible. You can also stop by Playa Info to share your experience with volunteers from the American Civil Liberties Union (ACLU).

What's most important is same-day feedback, which will be discussed with law enforcement on playa in a timely fashion. Be sure to obtain as much information as you can for the Feedback Form including the officer's name, agency, vehicle license plate number, badge number, time of day, details of the event, and the names of any witnesses.

### PUBLIC AND PRIVATE: YOUR RIGHT TO PRIVACY:

Burning Man is a state of mind, and Black Rock City is an extremely interactive environment, ordered by gift giving. In Black Rock City, many distinctions between what is private and what is public tend to soften and disappear. However, Black Rock City is also subject to county, state, and federal laws. If you violate these laws you may be subject to arrest or citation.

If a law enforcement representative requests to enter your home — in this case, your tent or RV — you do not have to admit them unless they have a warrant signed by a judge. Under some circumstances, however, an officer may be able to search your premises without a warrant. One exception is when the evidence of criminal activity is in plain view from a public place, such as through a window or open door. Another example is when the officer has "probable cause" to believe that a crime has been or is being committed and the situation is urgent, such as when a suspect is poised to destroy the evidence or a search is necessary to protect the public. Both sight and scent of illegal activity may be held by a court to represent probable cause. The more steps you take to make your vehicle or tent private, the more expectation of privacy you will have against

an unwarranted search. On the other hand, if your tent has no walls, or your vehicle doors are always open, then your right to privacy may be diminished. Illegal behavior conducted in plain sight is subject to acts of law enforcement in Black Rock City.

The most common exception to the warrant requirement is when someone gives the police consent to be searched, whether it is a search of their car, tent, RV, or just their backpack or pockets. But you have the right not to consent to a search if the police officer asks for your permission to search, and there is nothing wrong with asserting your constitutional right and refusing to consent to a search. The police may decide to search you even without your consent. If you are searched without your consent you may have valid grounds later to challenge the legality of the search. Remember: if you give consent to a search, you cannot later successfully challenge the search and claim that it was unconstitutional.

If you are arrested, the police do not need your consent to search you and the area "close by," which usually means just the room you are in. In this case, the police may not use the arrest as an excuse to search adjacent tents or RVs where there is no evidence of criminal activity.

### COMMUNITY RESOURCES

Members of our own volunteer organization, the **Black Rock Rangers**, wear khaki-colored attire with the familiar Burning Man logo on their chests, backs, and on their vehicles. They are not part of a law enforcement agency and do not directly engage with violations of the law. They engage with issues of Burning Man community norms and rules and are empowered by the community and the Burning Man organizers to address safety concerns, mediate disputes, and resolve conflicts when conflicts cannot be resolved by the persons involved. They are members of our community. You should feel free to request their assistance at any time.

Members of **Burning Man's Black Rock City Emergency Services**



**Department** wear yellow uniforms that are labeled "Emergency Services" and feature the Burning Man logo on their uniforms and vehicles. They provide Black Rock City with fire fighting, emergency medical, and mental health services. They are not part of any law enforcement or other outside agencies.

# WHAT IS ILLEGAL?

## WHAT ARE THE CONSEQUENCES?

16

**DISCLAIMER:** This Survival Guide provides information about laws applicable to activities within the Black Rock Desert in the State of Nevada. But legal information is not legal advice, which is an interpretation of the applicable law to specific circumstances. Although the authors of the Survival Guide strive to ensure the accuracy and usefulness of the information here, you should consult a lawyer if you want legal advice about a particular legal question or issue you may have.

Even though Black Rock City is in a remote environment, Federal, State, and local laws remain in effect. The following are just some of the laws you should be aware of:

- The use and possession of illegal drugs are violations of the law. Depending on the particular offense and the citing agency, the possession of marijuana may represent an infraction, a misdemeanor or a felony. Under federal law, possession of small quantities of marijuana for personal use is a misdemeanor. This can result in the issuance of a ticket that imposes a \$520 fine. Nevada has very strict drug laws. Any possession of marijuana is a misdemeanor, with a bail of \$250 to \$650, a fine of up to \$600 and possibly required participation in a drug treatment program. Possession of any other illegal drug is a felony offense with a bail in state court of \$1,500 or a misdemeanor with a fine of \$250. Possession of 28 to 200 grams of some controlled substances is punishable by 1 to 5 years imprisonment and a fine of not more than \$50,000.

**ALERT: Medical marijuana cards are not recognized by either the Federal Government or the State of Nevada. Medical marijuana is only legal in a handful of states. Possession of marijuana is a crime in the Black Rock Desert. Having a medical marijuana card is not a defense. BE FOREWARNED!**

- The possession of any illegal drug with intent to distribute is a more serious felony offense in all jurisdictions. The possession of large quantities or a variety of drugs may be interpreted as evidence of intent to distribute. Furthermore, the act of distribution is not confined to the sale of such substances. It can mean any form of distribution including gifts. Gifting an illegal substance, even a very small amount, is viewed as a form of distribution. A conviction for distribution is punishable by imprisonment. State laws impose bail ranging between \$5,000 and \$250,000. The nearest courts are located in either Reno or Lovelock, depending on the crime and law enforcement agency.

- Possession of drug paraphernalia with the intent to use it to ingest a controlled substance is a violation of the law. This offense is a misdemeanor under state and federal regulations. In some instances, this offense can be punishable by up to six months in jail and a fine up to \$1,000.

- Undercover officers patrol Black Rock City, and they use night vision goggles and other technical equipment to detect illegal drug use and trafficking.

- Giving illegal substances to someone else could rise to the level of drug trafficking. Legal considerations aside, if someone is begging for a gift, then he or she is not in tune with the gifting spirit of Burning Man. Gifts are best when given gratuitously, not when asked for.

- Serving alcohol to minors is a violation of the law. It is a misdemeanor in Nevada to give alcoholic beverages to anyone under the 21, regardless of whether you are in your own tent or in a public place. If your theme camp has a "bar" where alcoholic drinks are gifted, then the



ARIN FISHKIN, LEPIDODGERA BUTTERFLY CAR BY MIKE THIELVOLDT & LIRA FILIPPINI, ARINFISHKIN.COM

person serving alcohol should check IDs.

- It is a State and local offense for anyone under 21 to consume alcoholic beverages or to pass themselves off as being of age. It is a violation of Pershing County law for minors to even possess alcoholic beverages. Please do your part to keep our under-aged participants safe and lawful!

- Driving Under the Influence (DUI) is a violation of the law. Nevada's blood alcohol limit (BAC) is .08 for drivers 21 years of age and older, and 0.02 for drivers under 21. Note that the BAC is only a guide. Drivers can be arrested and convicted for DUI with a lower BAC, or for driving under the influence of controlled or prohibited substances. Be aware that you cannot refuse a test. By driving in Nevada you automatically consent to breath or blood testing. Refusing a test is grounds for arrest. Typical penalties for a first DUI offense are as follows:

- Arrest
- Vehicle Impoundment
- Two days - six months jail or community service
- Victim Impact Panel
- Fine of \$400 to \$1,000
- \$60 Chemical Test
- DUI School or Substance Abuse Treatment
- Possible Driver's License revocation
- Increased car insurance premiums
- Penalties increase with subsequent offenses.

More information can be found at [www.dmvnv.com/sitemap.htm](http://www.dmvnv.com/sitemap.htm)

- Any act of assault or theft is a violation of the law, and may be cited as a felony federal offence. You may be charged in court and if convicted may be imprisoned.

- The discharge of unauthorized fireworks is a violation of federal, state, and county laws. It is a misdemeanor and may result in a federal fine of \$125. Pershing County regulations, in the case of unauthorized fireworks that pose a threat to public safety, impose a fine of \$615. Participants who wish to create pyrotechnic art should contact [pyro@burningman.com](mailto:pyro@burningman.com) in advance of the event. Some Native American reservations in Nevada allow the sale and use of fireworks that are NOT legal in the jurisdictions surrounding the reservations. **BE FOREWARNED THAT THE POSSESSION OR USE OF FIREWORKS IS ILLEGAL OUTSIDE OF THE RESERVATION**, even if they were purchased legally on the reservation.

### LIGHT YOUR MUTANT VEHICLE

BLM regulations require that all motorized vehicles driven at night, including art cars, have front and rear lights. These requirements also apply to lightweight motor scooters and go-peds.

### DEFECATION ON THE PLAYA IS A VIOLATION OF THE LAW

This is not only nasty, but is also a violation of federal regulations. You may be issued a ticket that will cost you \$125 or more.

### YOU MAY ONLY COME INTO AND OUT OF THE EVENT SITE THROUGH THE GATE

Prior to the event, the Bureau of Land Management issues a federal closure order, creating a closed zone around BRC to ensure the safety of participants and users of the Black Rock Desert. It is a violation of the closure order to enter the closed zone except at the main gate, as is driving outside of Black Rock City in an area adjacent to its boundaries. These violations usually occur when would-be participants try to break through our city boundaries or when people attempt to avoid traffic at the conclusion of the event. **PROPER USE OF THE MAIN GATE FOR EXIT PURPOSES WILL BE STRICTLY ENFORCED BY LAW ENFORCEMENT DURING EXODUS ON SUNDAY AND MONDAY.** Violating posted speed limits or boundary signs on the playa may result in a moving violation that imposes a \$250 fine. Hiking in or through the closure zone is highly discouraged. Those on foot in this area should be prepared to show a ticket stub or risk citation by law enforcement. Using area hot springs during the event is also a violation of the closure order.



# HOW TO BEHAVE WITH LAW ENFORCEMENT:

Law enforcement officers have a difficult yet important job, both on and off the playa. Please respect the valuable work that they do. It is the duty of all law enforcement personnel to enforce the law. Any illegal action witnessed by the police can lead to a citation or your arrest. Your best protection is to obey the law. However, everyone has a right to courteous, respectful and legally correct treatment by police officers. Law enforcement has a right to investigate illegal conduct, but you have the right to decline to answer questions and to decline consent to searches which may incriminate you. If you feel you have been mistreated, or have been threatened with consequences if you do not surrender your rights, remember the officer's name and badge number and write down everything you can remember about the incident. If you feel your rights have been violated, complete a Law Enforcement Feedback Form at Ranger Headquarters as soon after the incident as possible.



ARIN FISHKIN, [WWW.ARINFISHKIN.COM](http://WWW.ARINFISHKIN.COM)

During any encounter with law enforcement you should always remain polite and respectful. Stay calm and control your words, body language and emotions. Never touch an officer or ranger. Do not resist being detained or arrested, even if you believe you are innocent. Don't complain at the scene or attempt to rally support from bystanders. Don't tell the officers they're wrong or that you're going to file a complaint. Never interfere with law enforcement officers doing their job, and never approach officers or participants engaged in a law enforcement situation, especially if the situation does not involve you. Be prepared to exercise your rights (e.g., to remain silent, to due process, to respectfully refuse to consent to illegal searches and seizures, and to obtain the names and badge numbers of the law enforcement officers), but try also to imagine what occurs from their point of view. Law enforcement is a difficult and dangerous job. Some of the law enforcement personnel were assigned to work at Burning Man and did not volunteer for the duty. In some cases the police are just as apprehensive as you are. Your actions can allay this anxiety and prevent harmful consequences. In some cases you may be called upon to assist in a criminal investigation. Participants should cooperate to the best of their ability with law enforcement in such circumstances.

## IF YOU ARE STOPPED FOR QUESTIONING:

1. If the officer asks for your name, you should answer the question truthfully. Failure to identify yourself to a requesting police officer is a crime in Nevada and does not violate your right to remain silent.
2. Other than providing your name, it's not a crime to refuse to answer questions, although refusing to answer can lead to your being taken into custody provided the police have probable cause to continue their investigation or make an arrest. The vast majority of law enforcement encounters at Burning Man result in the issuance of a citation or a warning and nothing more. Law enforcement will issue you a citation and you can avoid being taken into custody only after the police have verified your identity. In most instances, law enforcement can verify your identity through your social security number. Therefore, it is usually OK to volunteer your social security number. Under no circumstances can law enforcement force you to go back to your camp to retrieve a government issued ID. If you do allow an officer to take you back to your camp, you may risk having your tent or RV searched.
3. While conducting an investigation after reasonable suspicion of illegal activity, police may "pat-down" your clothing if they suspect a concealed weapon. You do not have to consent to any form of search of your body, your possessions or your surroundings. If you do not want to consent to any further search, make this clear in a courteous manner.
4. If you are stopped for questioning, ask if you are under arrest or free to go. If you are informed you are free to go, leave. If you are under arrest, you have a right to inquire as to what you did that compelled the law enforcement officer to take action.
5. Don't bad-mouth the officer or run away. Even if you believe law enforcement is acting unreasonably, confronting an officer or running away could lead to your arrest.
6. Do not volunteer any information that may incriminate you. Remaining silent is your constitutional right. Do not believe a police officer who says they will simply "let you go" if you hand over any controlled substances or contraband.

## IF YOU ARE A BYSTANDER:

If you witness an arrest or questioning or are present at a crime scene, do not interfere with law enforcement officers or attempt to offer advice to persons being detained. You should, however, take note of the officers' behavior, name, and badge number and immediately report the incident by filing a Law Enforcement Feedback Form at Ranger Headquarters in Center Camp or the 3 & 9 o'clock outposts. Record as much information as accurately as you can.

## IF YOU ARE ARRESTED OR TAKEN TO A POLICE STATION:

1. You have the right to remain silent and talk to a lawyer before you talk to the police. You may choose to tell the police nothing except for your name. You are not obligated to provide your address or social security number. If you choose to exercise this right to remain silent, then you don't have to give any explanations, excuses or stories. You can make your defense later, in court, based on what you and your lawyer decide is best. When arrested, people often feel the need to prove their innocence by speaking to police, but may regret that discussion later. You do not have to prove that you are innocent.
2. Within a reasonable time, you have the right to make a local phone call to a lawyer, bail bondsman, relative or any other person. The police are not allowed to listen in on your call to a lawyer.
3. If you can't pay for a lawyer, you have a right to a public defender at no charge, and should ask the police how the lawyer may be contacted.

## IF THE POLICE STOP YOU WHILE YOU ARE DRIVING:

1. On request, show police officers your driver's license, registration and proof of insurance. Your vehicle could be searched without a warrant if the police have probable cause (e.g., if there is contraband visible to the officer). If the officers have probable cause, they will tell you they are going to do a search. You should not resist. If the officers ask you if you consent to a search, then you have the right to refuse. It is not lawful for police to arrest you simply for refusing to consent to a search.
2. If you refuse consent to a search, the officer may try to intimidate you by threatening to arrest you or to bring in drug-detecting dogs. If you consent to a search, you are giving the officers more authority to search you or your vehicle and anything they find can be used as evidence against you in a court proceeding. Whether or not you consent, you should complete and file a Law Enforcement Feedback Form at Ranger Headquarters at Center Camp or at the outposts in the 3 & 9 o'clock plazas to report the incident. Obtain the officer's badge number and vehicle license plate number so that your report will be complete.
3. If you're given a ticket, sign it, or you can be arrested. You can fight the ticket in court later.
4. If you're suspected of alcohol or drug impaired driving (DUI), you should comply with a requested blood, urine or breath test. Nevada law requires you to provide these samples, and if you refuse, an officer may direct that reasonable force be used to the extent necessary to obtain the samples.

Some text provided by the American Civil Liberties Union, [www.aclu.org](http://www.aclu.org).



# TRANSPORTATION & EXODUS

18

## HIGHWAY TRAVEL TIPS

Here are some tips provided by Nevada Highway Patrol, Washoe County Sheriff's Office and the Pyramid Lake Paiute Tribal Reservation. Many mechanical problems that leave participants stranded can be avoided with a little extra preparation before leaving.

### VEHICLE MAINTENANCE

There are several things to keep in mind when preparing your vehicle. You are traveling to the Nevada desert in August. Temperatures can reach well above 100°F during the day. Your vehicle is going to be loaded with extra weight from the gear that you will be taking to the event. Check your vehicle's tires and air pressure after loading your vehicle. These extra precautions can help avoid a breakdown.

**Before leaving for the Black Rock Desert, you should follow these tips to ensure your vehicle is ready for the trip:**

**1** Have your local mechanic inspect your:

- Radiator • Tires, including your spare
- Belts • Brakes • Hoses • Lights • Fluids

**2** Do not load your vehicle so much that it limits your visibility. You should be able to see out of all your windows and mirrors.

**3** Take frequent breaks from driving.

By following these recommendations and using some common sense, your trip to Burning Man should be safe and smooth. Basic information on driving safety can be obtained from your state Department of Motor Vehicles.

### NOTE ON EXODUS

Every year we have major issues with all the highways leading away from Black Rock City being strewn with trash and debris. **LEAVE**



**NO TRACE DOES NOT STOP AT THE EDGE OF THE PLAYA!!!**

Debris on the highway is a hazard that can cause accidents. Don't let your trash cause someone to get hurt or killed. See the tips in this guide about how to **LEAVE NO TRACE**. Think about your garbage before you leave home. Pack so that you create less trash to bring home with you. And finally, when you leave Black Rock City, pack your garbage and belongings so that they will **NOT** fly off when you are going 70MPH down the highway (put loose items in your car and not on top), and then dump your garbage only in **APPROVED FACILITIES**. Thanks for doing your part!



JOHN CURLEY WWW.JOHNCURLEYPHOTOGRAPHY.COM

### LOAD YOUR VEHICLE SAFELY!!

Loading your vehicle properly, whether it is a car, truck, trailer, motor home, or anything being towed, will make your trip to and from Burning Man safer and less stressful. By applying some simple precautions, your load can be made safe.

**Never exceed the load capacity** or the towing capacity of the vehicle or trailer. Check the recommended (not the maximum) weights for your vehicles and do not exceed them.

When towing a trailer, **do not exceed the weight recommendations for the trailer and the hitch.**

**Load your vehicle safely.** Heavy items should be located low, centered, and over or between the axles. For trailers, load the heaviest items toward the front.

**Secure your load** with straps or rope.

**Make sure that the brakes and lights work** on your vehicle and the trailer you're towing. **Always use safety chains**, installed between your trailer and the tow vehicle.

**Do not overload the roof** or roof rack on your vehicle. Large or bulky objects, even though they are lightweight, can make driving dangerous in cross winds. They may loosen and fall off. An extraordinary amount of full trash bags are found along the roadside after Burning Man. The only reasonable explanation is poorly secured loads.

**Emergency Road or Lockout Services:** check for availability through Playa Info during their daylight hours of operation, or Ranger HQ/Outposts after hours. (You may need to take the shuttle into town if the resources are not available on playa.)

### SUGGESTIONS

**Get gas and other supplies on the way towards the event before arriving at Black Rock City.** Be sure to gas up before you get to Empire and Gerlach.

**Tune in** to Burning Man Information Radio at 94.5 FM for detailed traffic reports.

**Traffic is heaviest on Sunday and Monday from 6 a.m. to 11 p.m.** Consider scheduling your departure to arrive at a non-peak time.

**If you must stop** outbound in Gerlach or Empire be careful to pull completely off the road so as to not create a traffic hazard.

**If you break down** or have car problems, make sure you get off the road and out of the way so the traffic can keep moving. Keep safe and get out of the way as soon as possible.

**Make sure your load is secure.** We don't want accidents to happen or to have trash strewn along the highway.

**Don't pass on the local roadway.** Seriously, we want to see you back next year.

**OBEY SPEED LAWS.** Particularly through small towns.

**Don't cut in line or attempt to find another exit.** All routes will be monitored by law enforcement agencies during Exodus. Any vehicle caught cutting in line will be fined, as well as escorted to the back of the line.

**Stay alert. Stay alive.**

Be extra courteous of local traffic. We're recruiting dozens of volunteers to help direct traffic on Sunday and Monday and to bid a friendly goodbye to everyone. Come to Playa Info in Center Camp during the event for information on how to help. Off the playa, you can reach us at [exodus@burningman.com](mailto:exodus@burningman.com).



JOHN CURLEY WWW.JOHNCURLEYPHOTOGRAPHY.COM

# PACK IT OUT

WHERE DO I TAKE MY TRASH, RECYCLING & GREY WATER? WATER?

19

## GARBAGE DISPOSAL AFTER THE EVENT

**Do NOT discard refuse along the highway or in neighboring towns.** Pack your load securely. (For more information see Travel Tips on p18.)

In the event you have to portage garbage on top of your vehicle, make sure it is double bagged and strapped down securely. Several public landfills are located conveniently nearby. Do NOT dump trash at the westbound I-80 "Wadsworth" rest area or in the dumpsters of private businesses. This reflects poorly on our community. This year the Nevada Highway Patrol may be issuing littering tickets to anyone placing trash on the ground. There is a \$1000 fine for littering.

## 2011 RENO-SPARKS FREE DRIVE-THRU RECYCLING PROJECT

**Friday, August 26 through Wednesday, September 7, 2011**

**Open 24 Hours**

**Accepted Recyclables:** Plastics (SPI 1,2,3,4,& 5), glass, all metals (aluminum, tin, steel, brass, etc.), paper, cardboard, plastic bags, household (rechargeable and disposable) batteries, bicycles, and non-perishable food and water.

Simply drive into the parking lot and sort and deposit your recyclables into the appropriate containers. Please have your recyclables as clean as possible and remove from bags before depositing.

Disposal of non-recyclable waste will also be available for recyclers at approximately \$3 per standard 35-gallon trash bag.

Proceeds from recyclables and proceeds beyond expenses for garbage disposal will be donated to help support new Black Rock Solar installations in the region. Non-perishable food and water will be donated to local Food Banks.

Your participation and care is very much appreciated in this fifth year of a multi-community initiative to promote recycling!

## DRIVE-THRU LOCATIONS:

### SAVE MART SUPERMARKETS

525 Keystone Avenue, Reno, (775) 786-2150

195 West Plumb Lane, Reno, (775) 786-0138 (back of store)

565 East Prater Way, Sparks, (775) 359-9060

9750 Pyramid Lake Highway, Sparks, (775) 425-2700

### Whole Foods Market

6139 South Virginia Street, Reno, (775) 852-8023

**Trash Pros** 1299 Washeim St, State Rte 447, Wadsworth, (775) 575-0707

## OTHER PLACES TO TAKE YOUR RECYCLING:

Seek out recycling and salvage centers along your route home. Do your best to make Burning Man a no-waste event this year! Go to: <http://www.earth911.org/master.asp> and enter a zip code to find the nearest location. Here are two recycling centers in Reno:

### RSW Recycling

1100 East Commercial Row, Reno, NV (775) 329-8822 Open 8am-4:30pm, Monday-Friday, and 24 hours on weekends.

NOTE: closed on Labor Day!

## OTHER PLACES TO TAKE YOUR TRASH

### Trash Pros

1299 Washeim Street, State Route 447, (775) 575-0707

Open 24 Hours. Trash disposal at approximately \$3 per 35-gallon trash bag. You're also encouraged to drop off recyclables for free (see Recycling section at left for all the info).

### Fernley Sanitation

1100 US Highway 95A S, Fernley (775) 575-4964

Open daily 8:00am-4:30pm. Disposal rate, \$16.00 for 3 cubic yards.

### Lockwood Landfill

2401 Canyon Way, Lockwood (775) 342-0401

Open 7:00am-4:30pm daily. Closed Labor Day! The charge is \$5.00/cubic yard with a \$4.00 environmental fee per cash customer.

### Reno Transfer Station

1390 East Commercial Row, Reno (775) 329-8822

Open 6am-6pm Monday thru Saturday and 8am-6pm holidays (including Labor Day) and Sunday. Charge is \$6.00 per cubic yard, with a \$20 minimum.

## WHERE TO TAKE YOUR GREY WATER

Please check with the dumping station before the event for disposal charges and to determine if they can handle the amount of water you are planning to dump! Larger camps should consider setting up a contract with United Site Services to collect grey water. With 30 days notice, they will provide a collection tank for you at the event that they will pick up at the end of the event for disposal. Here are some grey water disposal stations in the surrounding areas:

### Love's

825 Commerce Center Drive,  
Fernley (775) 575-2200

### Golden Gate Petroleum

1055 South Rock Blvd, Sparks  
(775) 358-7400

### TA Travel Center

815 Nichols Blvd, Sparks (775)  
359-0550

### Reno Boomtown KOA

2100 West Garson Road, Verdi,  
NV (775) 345-2444

### Terribles Gold Ranch RV

320 Gold Ranch Road, Verdi,  
NV (775) 914-6789

### Sully's RV Park

602 South East Street, Alturas,  
CA (530) 233-5347

# HOW TO GET TO BURNING MAN

20

## GETTING TO GERLACH FROM THE NORTH

Begin at the town of Alturas located in northeast California along Hwy 395. This is the last opportunity to fill up on gas and the last services for a hundred miles. Take Hwy 299 east about 25 miles, then turn south onto Hwy 447 and proceed about 75 miles to Gerlach. Get gas when you arrive so you'll have it when returning home.

## GETTING TO GERLACH FROM THE WEST

From Reno, Nevada, take Hwy I-80 east for approximately 25 miles. Take the Wadsworth/Pyramid Lake Exit #43 to Hwy 447. Go north one mile to Wadsworth and turn left, staying on Hwy 447. It's 75 miles to Empire where gas and supplies are available. Continue 3 miles on Hwy 447 to Gerlach where gas is also available. Get gas when you arrive so you'll have it when returning home.

## GETTING TO GERLACH FROM THE EAST

From Winnemucca, there is one option:

I-80 is the primary route to follow for 130 miles to exit #43, then follow the same directions as above from Reno.

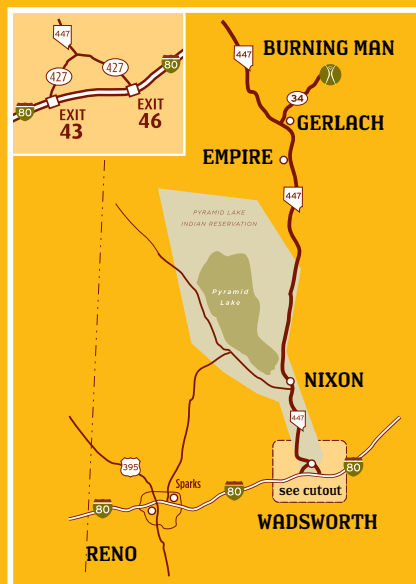
The other route, Jungo Road, visible on a map, is a very rough dirt road with easy-to-miss turns, mining vehicles, a couple of treacherous dips and is guaranteed to cause one flat if not more. Please do not attempt this route.

## FOR GERLACH FROM THE SOUTH PLEASE SEE:

[www.burningman.com/preparation/travel\\_info/la\\_to\\_brc.html](http://www.burningman.com/preparation/travel_info/la_to_brc.html)

## FROM GERLACH TO BLACK ROCK CITY

From Gerlach, go northwest on Highway 447 for one mile to the fork. Take the right-hand fork, Hwy 34, and continue 8 miles to the Burning Man entrance. You will see signs marking our entrance. Note: The 3-mile playa entrance (first turn-off) used in previous years is NOT an entrance to our event. The 12-mile playa entrance just beyond ours will not take you to Burning Man and will be patrolled by BLM Rangers. Please consider filling up on gas on your way into the event; it is much easier to do this than to get gas on the way out.



## ROADWAY TRAVEL TIPS

Many of the motorists traveling to the Black Rock Desert will travel on Interstate 80 until they reach the Wadsworth exit. The roadway from Wadsworth to the Black Rock Desert (State Route 447) is very different from I-80. I-80 is designed to accommodate several thousand vehicles per hour. SR-447 is a two lane road without wide paved shoulders, signs indicating rest areas or pull-outs like a major highway. SR-447 has many blind curves, grades, "open range" areas, and soft dirt roadway shoulders.

## TRAVELERS ADVISORY

The state highway leading to Gerlach (the closest settlement to Black Rock City) and all other roads in the area are patrolled by the Nevada Highway Patrol. 25 mph, as posted means exactly that. Local kids and pets play in the road. BE CAREFUL!

If stopped for speeding on tribal lands (Nixon and Wadsworth) be prepared to post a fine immediately. Outside of town, be prepared to share the road with livestock and wildlife. Most vehicle accidents in which participants are injured occur on Hwys 447 & 34 on the final approach to Black Rock City. It is sadly ironic that people have often made it across the country only to have a serious injury in the last few miles.

### Please be cautious! Tired? stop to rest!

Be alert for cattle and deer that dart into the road in front of you, especially at night. You may survive impact with a cow, but the animal and your car won't.

**A note about jackrabbits:** there is an overabundance of them and they are "kamikaze." It is not worth jeopardizing your safety to swerve in an attempt to avoid them.

Stop and look carefully at all train crossings. Estimating the speed of trains is misleading in the broad desert expanse. Always wait for oncoming train to pass before crossing railroad tracks.

Be advised that law enforcement has been known to search vehicles. Do not park alongside Highway 34. The county sheriff will ticket any vehicles that are parked by the roadside. The road to our encampment is your only access to Black Rock City. There are no other routes.

The Bureau of Land Management has declared an off-road closure throughout a two-mile area around our city. It will be patrolled by law enforcement agencies. Anyone attempting to enter the playa off-road will be subject to substantial fines. Furthermore, the margins of the lakebed are saturated with water flow. You will get stuck. Mired vehicles may remain stranded for days or weeks.

## A FEW TIPS TO FOLLOW WHEN TRAVELING ON STATE ROAD 447:

1. Use the Nixon gas station's rest area (and fill up your gas tank) before traveling north to the event. This will help reduce the need to stop alongside the road and the potential of getting stuck in the soft sand (this occurs often).

2. This is "open range" area. "Open range" means there are no fences bordering the roadway, so cattle explore the range freely. After dark the cattle are often drawn to the road to soak up the warmth retained in the asphalt. Cows are worth over \$500 each to a farmer, rancher, or the Native American tribe in the area. Hitting a cow is no fun, as anyone who's done so can tell you. Be safe, and smart. Travel the speed limit at all times, but do so particularly in areas indicating an "open range."

3. If you do need to pull over, look for a wide open area that doesn't have steep dirt shoulders bordering the highway. The area needs to be large enough to get your vehicle completely off the highway, so as not to create a traffic hazard.

4. Avoid pulling over near curves and grades. These areas can be extremely dangerous for you and other motorists when attempting to re-enter the roadway. Other motorists approaching the areas are often unable to see you and are usually traveling at or near 70 mph as they approach your vehicle.

5. Make sure to pay attention to the roadway and obey all traffic laws. Buckle up. Drive safely. Have fun at the event.

(Thank you to the Nevada Highway Patrol for this custom tip list.)



