

AUGUST 25 - SEPTEMBER 1, 2014  
BURNING MAN



# survival guide

Burning Man takes place in the beautiful, remote and inhospitable Black Rock Desert of Nevada, in a temporary metropolis called Black Rock City. As wonderful as BRC may be, the desert is governed by physical laws that cannot be ignored. You are responsible for your own survival, safety, comfort, and well-being, and for ensuring you Leave No Trace.

This Survival Guide will help you thrive at Burning Man. It is essential reading for every participant—first-timers and veterans alike. Read it carefully and make sure EVERYONE in your group reads it too. For more detail please see the Preparation section of the Burning Man website.

## The 10 principles

**Our community ethos is built on the 10 Principles, a set of commonly understood values reflected in the Burning Man experience.**

**Radical Inclusion:** Anyone may be a part of Burning Man. We welcome and respect the stranger. No prerequisites exist for participation in our community.

**Gift-giving:** Burning Man is devoted to acts of gift-giving. The value of a gift is unconditional. Gifting does not contemplate a return or an exchange for something of equal value.

**Decommodification:** In order to preserve the spirit of gifting, our community seeks to create social environments that are unmediated by commercial sponsorships, transactions, or advertising. We stand ready to protect our culture from such exploitation. We resist the substitution of consumption for participatory experience.

**Radical Self-reliance:** Burning Man encourages the individual to discover, exercise, and rely on his or her inner resources.

**Radical Self-expression:** Radical self-expression arises from the unique gifts of the individual. No one other than the individual or a collaborating group can determine its content. It is offered as a gift to others. In this spirit, the giver should respect the rights and liberties of the recipient.

**Communal Effort:** Our community values creative cooperation and collaboration. We strive to produce, promote, and protect social networks, public spaces, works of art, and methods of communication that support such interaction.

**Civic Responsibility:** We value civil society. Community members who organize events should assume responsibility for public welfare and endeavor to communicate civic responsibilities to participants. They must also assume responsibility for conducting events in accordance with local, state, and federal laws.

**Leaving No Trace:** Our community respects the environment. We are committed to leaving no physical trace of our activities wherever we gather. We clean up after ourselves and endeavor, whenever possible, to leave such places in a better state than when we found them.

**Participation:** Our community is committed to a radically participatory ethic. We believe that transformative change, whether in the individual or in society, can occur only through the medium of deeply personal participation. We achieve being through doing. Everyone is invited to work. Everyone is invited to play. We make the world real through actions that open the heart.

**Immediacy:** Immediate experience is, in many ways, the most important touchstone of value in our culture. We seek to overcome barriers that stand between us and a recognition of our inner selves, the reality of those around us, participation in society, and contact with a natural world exceeding human powers. No idea can substitute for this experience.

# the burning essentials

**1. PARTICIPATE:** Unlike other events, Burning Man is created by the people who attend – that means YOU! Participants are responsible for creating their experience in Black Rock City. No spectators!

**2. LEAVE NO TRACE:** There are no trash cans in BRC. You must take everything you bring to the desert back home with you – every last scrap. Nothing goes in the portable toilets except human waste and 1-ply toilet tissue. If it wasn't in your body, don't put it in the potty!

**3. COMMERCE:** You cannot buy or sell anything in BRC. Black Rock City is based on a gift economy – it is a place of sharing and free exchange. There are two exceptions: Center Camp Café, which sells coffee and Arctica, which sells ice. See pages 4, 5, & 12.

**4. CARS:** BRC is designed for pedestrians and bicycles. Except for public agencies, specially-marked BRC department service vehicles and vehicles licensed by the Department of Mutant Vehicles, NO cars, motorcycles, motor-scooters, ATVs, golf carts or go-carts are allowed to drive in our city or on the open playa around it. See page 7.

**5. PERSONAL SAFETY:** The Black Rock Desert is a harsh and challenging environment; come prepared to confront and be responsible for your own survival. Nights on the playa are dark— stay safe: illuminate yourself, your bike and your artwork. See page 11.

**6. FIRE GUIDELINES:** Fire safety is essential. All participants using fire effects or burning their artwork must follow our Fire Art Safety Guidelines. All structures must be 20 feet from anything burning (including burn barrels). Aerial flares, rockets, explosives, fireworks, straw and hay bales are prohibited in Black Rock City. No fires of any kind are allowed on the unprotected playa surface. See page 14.

**7. SOUND:** Be thoughtful of your neighbors! Large-scale Sound Art Zones are located along the 2 & 10:00 streets at the far ends of our settlement. Within the city the maximum power amplification is 300 watts, producing no more than 90 decibels at 20 feet. Mutant Vehicles with sound systems must follow the Sound Policy. If a problem with sound levels continues after sufficient warning, the device or system will be disabled. See page 15.

**8. LAWS:** Burning Man takes place on public land, and is subject to local, state and federal laws. Several law enforcement agencies patrol Black Rock City, and you risk being cited and/or arrested if you break the law. Burning Man does not promote or condone illegal activity of any kind. See page 16.

**9. PUBLIC BOUNDARIES:** Camping is only allowed within Black Rock City's established streets and the Walk-In Camping area. No camping is allowed on the open playa (this area is reserved for works of art) or in the BLM-established buffer zone on the playa around Black Rock City. See page 17.

**10. FIREARMS:** The possession of firearms (including BB guns, air rifles and paint ball guns) is prohibited in Black Rock City.

**11. TICKETS & VEHICLE PASSES:** All vehicles driven into Black Rock City must have a valid Vehicle Pass. Participants MUST purchase passes and tickets prior to arrival—do not plan on buying a Vehicle Pass at the Box Office! Will Call closes on Saturday, August 30, at noon. Our Gate opens at 6 p.m. Sunday, August 24. No one under 18 will be admitted without a parent or guardian. You are legally bound to the terms on the back of your ticket – read them! Those caught harboring stowaways or aiding in closure order violations face ejection from the event, having their tickets voided and/or being cited.


## black rock city is an

Because we are accustomed to a world shaped by institutions, service workers and commercial transactions, we may not even recognize the signs of true community. Here are a few of its indicators:

**CELEBRATION** Community activities incorporate celebration, parties and other social events. The line between work and play becomes blurred. The human nature of everyday life becomes part of the way you work. You will know that you are in a community if you often hear laughter and singing.

**STORIES** In universities, people know through studies. In businesses and bureaucracies, people know by reports. In communities, people know by stories.

For map and directions to Black Rock City, see the back cover.



# arriving at burning man

**Make sure your vehicle (and whatever you are towing) has an UNOBSTRUCTED rear license plate, two working headlights, tail lights, brake lights and a license plate light.**

## What To Expect When You Arrive

Everyone in your vehicle must have a ticket in hand when you reach the Gate or your entire car will be turned around. The speed limit on Gate Road is 10 MPH. Speeding causes deep ruts in the playa and creates dust, which is a safety hazard for our Gate staff and other drivers. As you approach BRC, tune in to Gate Area Radio Station 95.1 FM for Gate specific updates (BMIR at 94.5 FM for event info). Traffic is heaviest on Sunday and Monday – be prepared to wait and be extra patient. If you want to avoid long waits, consider arriving in BRC at a non-peak time.

Picking up a Will Call ticket? All lanes allow entrance to the Will Call lot; you will be

directed by Gate staff. Park, get your tickets from Will Call and get back in line. Do not get out of your vehicle until you are INSIDE the Will Call lot. You may not walk to Will Call from Gate Road (too many people lose their vehicles, posing a serious safety issue.)

Your car will be searched, so keep this in mind when packing to help make the search faster and easier. After Gate, you will pass through Greeters, where you will be officially welcomed and given your printed city map and other event information.

## No Early Arrivals

Do not come to the event site before our Gate opens at 6 p.m. Sunday, August 24. We are not ready for participants until we have finished building the city (including key public safety and sanitation infrastructure). Our permit stipulates an opening time of 6 p.m. so plan your driving time accordingly. DO NOT wait on the side of the road along Hwy 447 or Hwy 34 or in the town of Gerlach. This poses a serious safety hazard, adds needless stress on neighboring communities, and places our event at risk. Note: if you arrive before the Gate opens you are likely to have a much longer wait to get in than if you arrive after the Gate opens.

## Prohibited Items

**You may be denied entry and told to store these items off-site**

- Explosives, aerial flares, rockets and fireworks
- Firearms of any kind including BB guns, air rifles and paintball guns
- Items that cause MOOP, wood chips, loose feathers, tubs of confetti
- Plants, living or dead, and anything that will break up and/or blow away in the wind
- Unregistered Mutant Vehicles
- ATVs and scooters
- Motorcycles that are not a participant's transportation to BRC
- Dogs

# experiment in temporary Community

**INFORMALITY** In the community, transactions of value take place without money, advertising or hype. Care emerges in place of structural service.

**CAPACITY** Communities are built on the recognition of the unique abilities of every member. Commerce and the public service sector outside of Black Rock City define us on the basis of deficiency and need.

**COLLECTIVE EFFORT vs. CONSUMERISM** Community is cooperative, uniting us as varied members of one body. By contrast, when we consume a service, we're made passive. For example, fifty million people may view a television program or consume a beverage in complete isolation from one another.



# black rock city

## on playa resources

Like any other metropolis, Black Rock City has essential infrastructure and community services.

### Ice Sales

As a matter of public safety, ice is sold at Arctica in Center Camp, and in the 3:00 and 9:00 plazas. During the event, Monday to Saturday hours are 9 a.m. to 6 p.m., Sunday noon to 6 p.m. and Exodus Monday in Center Camp only from 9 a.m. to noon. Ice is available in crushed and blocks for \$3/bag. Pre-event, ice is available at Center Camp Arctica only. Hours are Thursday noon to 3 p.m. and Friday to Sunday from 9 a.m. to 3 p.m. Proceeds from ice sales benefit community groups in Gerlach, Empire, Lovelock, Reno and San Francisco

### Information

Playa Info in Center Camp is staffed by knowledgeable volunteers ready to answer your questions. Hours are generally 9 a.m. to 6 p.m. unless otherwise posted. Check the whiteboards for the latest info and answers to the most frequently asked questions.

### Earth Guardians

Earth Guardians encourage and inspire Burners to embrace Leave No Trace and live in a more environmentally sustainable way on the playa and year round. If you have questions about sustainable camping or the Black Rock National Conservation Area, visit Earth Guardians in Center Camp.

### Volunteering: The V-Spot

Volunteering is a great way to step up your participation at the event, and there are ample opportunities to get involved. Visit the V-Spot adjacent to Playa Info in Center Camp to learn more.

### Black Rock Rangers

The Black Rock Rangers are BRC's volunteer community mediation team; they can help you find solutions to problems that you can't immediately resolve yourself. Rangers help preserve community welfare, safety and quality of experience. They support individual experience while striving to embody the 10 Principles, and are available 24/7 to community members when they may need extra support. Ranger Headquarters is located on the Esplanade near Center Camp. Rangers can also be found at Ranger Outposts (at the back of the 3 & 9 plazas) and at the Man Base.

### Emergency Medical Services

As a member of a community built on self-reliance, YOU are responsible for your own basic first aid. However, if you or someone you know (or encounter) requires medical assistance, contact an Emergency Services Department volunteer or a Black Rock Ranger, or visit our Medical Clinic near Center Camp at Esplanade & 5:15 or at the Emergency Services Stations behind the Civic Plazas located at 3 & 9:00. Trained emergency medical personnel are on duty 24 hours a day and emergency evacuation is available.

### Mental Health Services

Black Rock City can be a hyper-stimulating place. If you're feeling overwhelmed, services are available through ESD's Mental Health team and the Black Rock Rangers.

### BMIR 94.5 FM & Emergency Broadcast Information

Burning Man Information Radio (BMIR) is at 94.5 FM, broadcasting travel, emergency general information and community programming 24 hours a day. Get the REAL news, weather, events and BRC information. BMIR will be available on mobile devices via IHeartRadio.com, providing traffic reports at the top of the hour for entry and Exodus. Stop by BMIR between 12 p.m. and 4 p.m. daily to record promos for your events and happenings... tell the city what you're up to!

# infrastructure

## The Press & Media Mecca

Commercial use of recorded content from the event (still photos, video footage or sound recordings) is forbidden without express written permission. All media professionals with intent to publicly distribute a Burning Man image (including editorial or gallery use) must pre-register before the event. See [www.burningman.com/press](http://www.burningman.com/press) or write [press@burningman.com](mailto:press@burningman.com) for more info. Still cameras strictly for personal use don't require registration. Questions? Visit Media Mecca at Center Camp.

## Affiliated Non -Profits & Groups

The annual gathering in the Black Rock Desert has inspired a growing global cultural movement. To learn more about Burning Man Project, Black Rock Arts Foundation, Black Rock Solar, Burners Without Borders, & the Burning Man Regional Network of over 200 official representatives around the world, visit Everywhere Pavilion near 6:15 on the Esplanade.

## Finding People & Info On Theme Camps & Events

Use the Playa Info Directory to register yourself and your camp location. You can exchange messages, find and post theme camp locations and event schedules, ride-shares, and other services and information on the Directory computers (note: there is no Internet access available via these computers). Playa Info's big BRC map shows public theme camp locations, and bulletin boards are available for posting events, messages and general information.

## Lost & Found

Mark all of your possessions with your name, phone number, email address, and camp location (especially your bike!). Take a picture of your contact info and leave the image on your camera or cell phone. If you find something in BRC, turn it in to Playa

Info so that it may be returned to its rightful owner. Lost & Found does not accept lost bikes! Please leave them where you found them. After the event, whether you have lost or found something, email [lostandfound@burningman.com](mailto:lostandfound@burningman.com).

## Center Camp Café

The Café is our community gathering space, where coffee, tea and other beverages are available for purchase. Proceeds help fund the construction and maintenance of the Café structure, one of the largest tensile structures in the world.

## Airport & Pilot Policies

BRC operates a temporary airport (FAA identifier 88NV) on the outskirts of the city. Operating hours are 6 a.m. to 7:30 p.m. and safety briefings are mandatory for pilots making multiple flights. Charter flights need permits. Visit [88nv.burningman.com](http://88nv.burningman.com) for info. Per FAA regulations, pilots of unmanned aircraft – aka "drones" – also must register at the Airport. For assistance contact [airport@burningman.com](mailto:airport@burningman.com) before mid-August.

## Telephone Service

Cell phones do not work in the Black Rock Desert. Limited cell service and public telephones are available in the town of Gerlach, 12 miles away.

## Public Burn Gardens

Located at 3:00, 6:00, and 9:00 at Esplanade, the Burn Gardens are artful metal Burn Platforms used for the burning of wood only. NO CARDBOARD, PAPER, COMPOST, RECYCLING OR TRASH! Wood only. The burning of toxic and/or synthetic materials such as couches, stuffed furniture, rugs, PVC pipes, etc. is prohibited by law. Do not overload the Burn Platforms with anything that will spill burning debris and ash onto the playa.

**STARTING SUNDAY at 7 a.m. each Burn Garden location will also have a WOOD DONATION STATION available to accept your new and unused lumber.**

## Recycle Camp

Crush and recycle your aluminum cans at Recycle Camp at 6:00 on the inner circle of Center Camp, just behind the Café. Hours are Monday through Sunday, 9 a.m. to 5 p.m.. As you're packing up camp, come by before 5 p.m. Sunday evening with your cans!

## Shuttle Bus Service

Since movement of cars or airplanes during the event poses safety and environmental hazards, casual traffic in and out of Black Rock City is strongly discouraged. Participants who leave and return by personal means are required to pay a \$20 per person fee. To lessen community and environmental impact, there is a community shuttle from BRC to Gerlach and Empire. Use it! \$10 tickets and the schedule are available at the shuttle ticket booth on the 6:30 side of Rod's Road & 6:00. You must be sober, dressed appropriately for town, carrying your event ticket stub and wearing the wristband issued to you when you purchase a bus ticket. Shuttles run every two hours from 10 a.m. to 4 p.m. Wednesday through Friday and 10 a.m. to 2 p.m. on Saturday.

## Shared Transportation to BRC

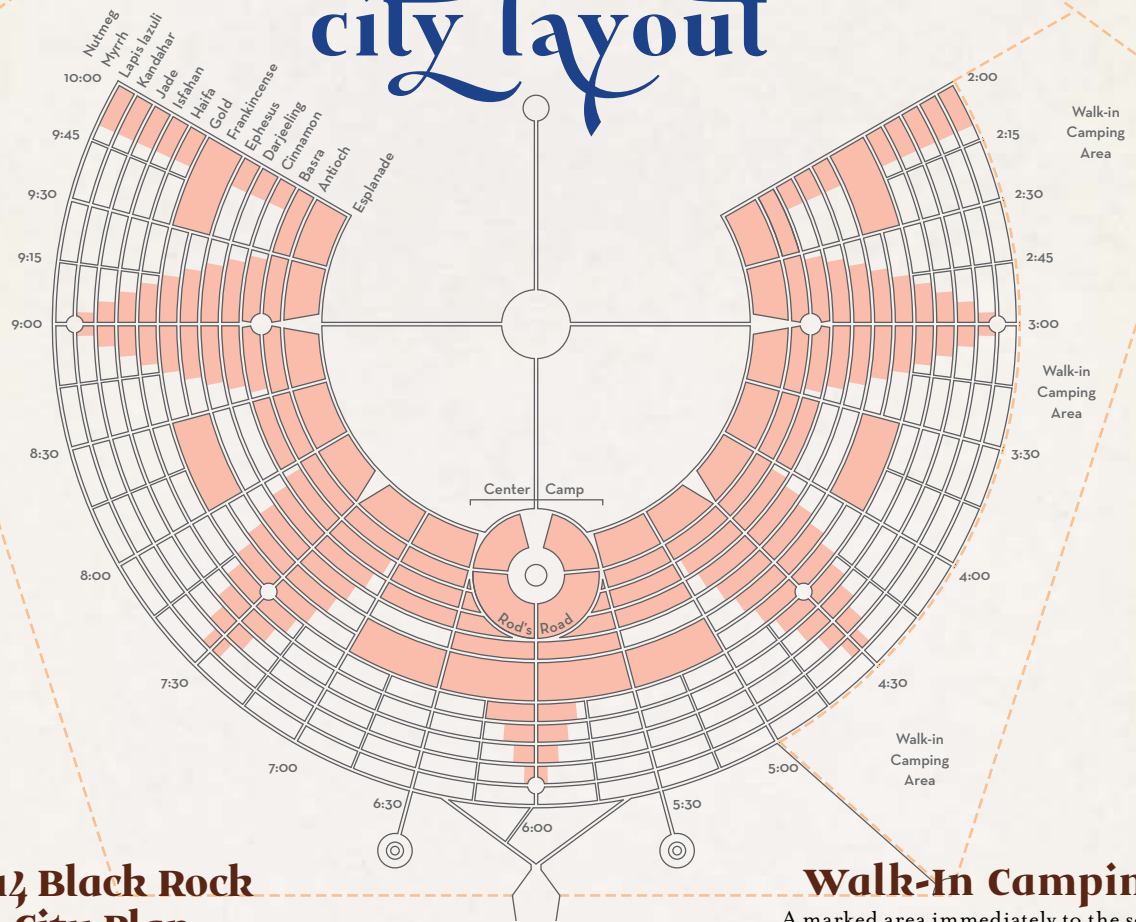
Looking for transportation to the event? Consider carpooling and ride sharing. Carpooling is a great option for those with extra vehicle space and is also an easy way to share travel costs. Burner Express buses come from Reno and San Francisco directly to the playa. There are even small air charters that can fly you directly to the playa. Visit: [www.burningman.com/travel](http://www.burningman.com/travel)

## Internet Access

Burning Man does not provide public Internet access. However, there is a participant-created and supported public WIFI cloud based out of Center Camp that is repeated in the 3 and 9:00 Civic Plazas. It is NOT necessarily a reliable or strong signal, and you should not depend on it to serve as your critical Internet lifeline. If you need to be assured of Internet access, bring a satellite phone

# Black Rock City

## city layout



### 2014 Black Rock City Plan

BRC consists of the main camping area formed by a series of concentric and radial streets, and an "open playa" reserved for art installations. The BLM establishes a buffer zone on the playa around the event site - no camping is allowed in this area. The 2014 Black Rock City plan will be posted before the event at [www.burningman.com/preparation/maps/14\\_maps/index.html](http://www.burningman.com/preparation/maps/14_maps/index.html). You will receive a paper copy when you arrive.

### Public Plazas

Participants are invited to occupy and develop the three Plazas located at 3:00, 6:00, & 9:00 and K. We hold most of the camping space around these plazas for unregistered camps to develop and maintain as an experiment in spontaneous urban planning and collaboration.

### Civic Plazas

Two Civic Plazas are located on either side of the city at 3:00 & 9:00. These are mini civic centers offering ice sales at Arctica, Emergency Service Stations and Black Rock Ranger Outposts. These Plazas are public gathering spaces, inviting art, performance and community interaction. Theme camps encircling the Plazas are encouraged to participate creatively in making these spaces inviting.

### Art Plazas

There are two art plazas at 4:30 & 7:30 and G Street, where Burning Man's Art Department places select participant-created art pieces.

### Walk-In Camping

A marked area immediately to the southeast of Black Rock City is reserved for Walk-In Camping. No vehicles or RVs are allowed in this area. You must leave your vehicle and carry your belongings to your chosen spot. The sheer difficulty of this exercise keeps this area sparsely populated. Your efforts will be rewarded with a sense of solitude unavailable in other parts of the city.

### Porta-Potties

Banks of porta-potties can be found throughout the city on radial streets on the blocks between C & D and H & I. The exceptions to this are 6:00, which has banks between F & G and I & J, and 3:00 and 9:00, which have banks between E & F. There are also banks on the open playa on either side of the Man along 2:00 and 10:00. To help you find potties in your time of need, they are marked by solar-powered light poles.

# getting around

Black Rock City is a walking and bike-friendly metropolis. No motorized vehicles except for public agency vehicles, specially marked BRC department service vehicles, and vehicles licensed by the Department of Mutant Vehicles (DMV) are allowed to drive

in BRC or on the open playa. Non-mutated vehicles intended for recreational driving, including motorcycles, large scooters, and ATVs are not permitted and will be impounded at the Gate. NO unlicensed cars, RVs, trucks, motorcycles, golf carts or go-carts are allowed. You must park your vehicle at your campsite and leave it there while you are in BRC. Vehicles driving without a proper permit may be fined, impounded, or disabled by law enforcement or the Black Rock Rangers.

## Driving Into BRC

When entering and departing BRC, please observe posted speeds limits (5 mph) within city limits. Pedestrians and bicycles have the right of way over motor vehicles. These simple rules will be strictly enforced.

## Mutant Vehicles & the DMV

All prospective Mutant Vehicle drivers, and those requiring a disabled license, must pre-register with the DMV before the event. To be licensed, Mutant Vehicles must meet certain criteria and ALL registrations take place pre event. You are required to show your acceptance letter to Gate staff upon entering BRC – those not pre-registered and approved WILL NOT be let into BRC. For more info see [dmv.burningman.com](http://dmv.burningman.com).

## Driving Rules

Mutant Vehicle artists, operators and passengers must comply with certain safety standards, including physical and mechanical integrity of vehicles, and adherence to driving rules. Passengers may only board or exit from a stationary vehicle. Vehicles are prohibited from driving inside the perimeter around the Man. The BRC speed limit is 5 mph at all times – that's reeeaaaally slow. All Mutant Vehicles must also comply with the Mutant Vehicle Sound Policy stated on the Burning Man website.

## Scooters and Go-Peds

Large, seated, street-legal motorcycle type scooters are not allowed to drive in BRC. Small motorized scooters (single-person, two wheeled, lightweight, stand-up, small, no-seat, off-street type, e.g. go-peds) are allowed in BRC, but they are subject to the same rules as any other motorized vehicles, including the 5 MPH speed limit and use of front and rear lights at night. BLM Rangers will issue citations for noncompliance. We strongly suggest loud scooters be equipped with a sound-dampening muffler.

## Motorcycles

Motorcycles are only allowed in BRC if they were your sole means of transportation to BRC, and must be parked at your campsite for the duration of your stay. Motorcycles that aren't your sole means of transportation will be impounded at the Gate.

## Happy Bicycling

Bikes are not merely a convenience; they are an integral part of our culture. Our city was designed for walking and biking. Make sure your bike is in good working order and remember to light your bike! The playa is very dark at night and there are many riders. Light your bike to avoid injuring yourself and others. Consider NOT biking to major burns, where bikes can pose a safety hazard. For everybody's safety and sanity please do not bring bikes, chairs and large coolers to the larger burns. If you do ride, specialized Ranger teams will help you find the best place to park your bike along the burn perimeter. And be sure to take your bike home with you after the burn!

## Lock & Decorate Your Bike!

We recommend locking your bike when it's not in use. NEVER lock your bike to guy wires on the Café, art pieces or any other structures. This is a safety hazard and may disrupt performances and scheduled burns. No bike is considered lost until the event is over. Starting Monday (through Wednesday Post-Event), lost bikes can possibly be recovered at the Yellow Bike Camp. After Wednesday, unclaimed bikes are donated to Reno-based non-profits that fix them up and provide them to underprivileged kids. Your bike is much less likely to be 'borrowed without asking' if it looks unique so decorate your bike! Make sure decorations are securely affixed. Lastly, DO NOT ditch your bike at Burning Man! Dealing with abandoned bikes stretches our already over-taxed resources. Send additional questions to [bikes@burningman.com](mailto:bikes@burningman.com).

# leave no trace

**The Black Rock Desert is a place unlike any other – a wide expanse of possibility set in the heart of the Black Rock Desert-High Rock Canyon Emigrant Trails National Conservation Area. This area is part of nation's prized National Conservation Lands, a special designation given by the U.S. Government to some of the most scenic, culturally rich, scientifically important and yet least known public lands in the country. We are proud to build Black Rock City in this stunningly beautiful location and equally committed to respecting and protecting this special place.**

In light of this commitment, Burning Man is the largest Leave No Trace (LNT) event in the world—LNT is one of our core principles—it is up to all of us to remove all Matter Out of Place (MOOP) from Black Rock City. There is no garbage collection service in BRC—we are ALL responsible for trash and every camp is responsible for its refuse. EVERYTHING you bring has potential to become trash: tent stakes, bottle caps, ashes,

wood debris, orange peels, cigarette butts, pistachio shells, rope fibers, sequins—even abandoned bikes. According to our permit with the Bureau of Land Management (BLM), we have a very short window of time to restore the playa to its original condition. We can only satisfy the BLM stipulations and pass inspection if ALL citizens share in the responsibility to line-sweep their camps and the city.

## Plan Ahead To Leave No Trace

**Plan ahead! Start your LNT efforts before you depart for Black Rock City:**

- ❧ Prepare a Leave No Trace plan AND a cleanup plan for your camp; LNT as you go and have less to clean up and restore before you leave.
- ❧ Remove all excess packaging from everything (food, supplies, tools) before you pack it.
- ❧ Don't bring glass containers of any kind — they can shatter. Metal bottles and plates work well.
- ❧ Don't bring disposable plastic bottles, bring 5 gallon collapsible or other large water containers and refillable water bottles — less to bring home!
- ❧ Smokers: use a portable ashtray (a mint tin works well) to collect cigarette butts and ashes (yes, ash is MOOP!). NEVER drop butts on the playa or in public areas like the Café or porta-potties.
- ❧ Bring tarps to put under MOOP-heavy areas like your kitchen, construction areas and workspaces. Avoid MOOPY carpets and AstroTurf.
- ❧ Bring rope or tie-downs to secure everything in your camp, and to securely strap down your load on top of your vehicle.
- ❧ Bring cardboard, a tarp, or pan to place under your vehicle to collect oil drippings.
- ❧ Pack work gloves to help you pick up the sharp bits, and a magnet rake to pick up metal.
- ❧ BYOC: bring an easy-to-carry cup to use at the Café and out in BRC. Note: If you bring your own bottled or canned beverages to the Café, take drink containers back to your camp or to Recycle Camp where you can recycle your aluminum cans.
- ❧ Don't bring loose glitter, feather boas, AstroTurf, styrofoam coolers, plastic bags, paper, string, disposable drink cups, hay bales, straw, gravel—or anything else that can blow away in the wind or turn into a MOOPY mess.
- ❧ Don't bring public swimming pools or showers. Water can create a huge mess and poses public health issues.
- ❧ Make an evaporation device (see [www.evapotrons.info](http://www.evapotrons.info) for some great ideas) to properly dispose of your grey water. Do not dump grey water onto the playa. See the Burning Man website for collection, treatment, and disposal alternatives, and page 19 for places to take your grey water after the event.



**Wood Chips make the worst MOOP!**



## Preventing MOOP on Playa

- ❗ **Never let it hit the ground!** MOOP attracts more MOOP. If you see trash on the ground in BRC, pick it up and take it with you – you won't see it later as layers of dust accumulate.
- ❗ **Weight it down!** Put a weight on or tie down anything that can blow away.
- ❗ **If it wasn't in your body, don't put it in the potty!** No tampons, trash, cigarette butts, etc. One ply toilet paper ONLY.
- ❗ **If you have an RV** be sure to bring a five gallon bucket to catch any grey or black water leaks from your plumbing.
- ❗ **Sort your trash and recycling** for easy drop off at collection centers on your way home. See page 19.
- ❗ **Make a MOOP bucket** to collect MOOP. Cut a 3" hole in the top of an empty plastic water jug, leaving the handle intact. Sweep dust containing glass, wood chips, bark or anything too small to pick up, into a dust pan and deposit in a bucket for disposal at home.
- ❗ **Carry a MOOP bag.** Always carry a small bag to collect any MOOP you find. Customize your MOOP bag to make it part of your playa wear!
- ❗ **If you plan to use a burn barrel,** bring a shovel and metal containers to scoop up and remove any ashes. All burn barrels must be elevated 10" off the playa surface to prevent burn scars.
- ❗ **WOOD IS MOOP!** Wood is the #1 MOOP issue in Black Rock City. That's right! Wood from sawdust, splinters, wood debris and firewood bark poses a major MOOP problem. Help keep the playa beautiful by laying down a tarp or rug under your wood cutting stations and firewood storage areas. If you see wood on the ground, pick it up!

## Before You Leave

- ❗ **Line-sweep your camp.** Line-sweep your camp. Walk shoulder-to-shoulder with your campmates and clean your campsite in a grid pattern. Pick up EVERYTHING. Use a magnet bar or rake to go over your entire camp and conduct a final MOOP line-sweep to inspect your space.
- ❗ **Community Clean-up.** As a citizen of BRC, you are asked to join your neighbors on Sunday and Monday after the burn for two hours of MOOPing BRC in addition to your own camp clean up—pick a well-traveled area. The Earth Guardians in Center Camp can direct you to a specific cleanup project.
- ❗ **Secure and cover your load!** Pack carefully and make sure your trash and other items do not litter our highways on your ride home.

## On Your Way Home

- ❗ Leave No Trace does NOT end when you hit the pavement. DO NOT dump your trash ANYWHERE in neighboring communities that is not a designated dumping spot. See page 19 for waste and recycling locations.
- ❗ Stop periodically and check to make sure your vehicle's load is secure!

## The Environment

Burning Man believes strongly in protecting the environment and making the event more sustainable—but we need YOU to help make that happen. The Environment section of the Burning Man website is a treasure trove of helpful tips for creating a plan for your time on playa with tips on how to practice the 6 'R's: Rethink, Reduce, Reuse, Recycle, Respect & Restore! Visit [www.burningman.com/environment](http://www.burningman.com/environment) to learn more.

## Burning Your Art

If you plan to burn your art, you must do so in a way that doesn't leave burn scars on the playa floor. A burn scar is a discoloration of the surface soil caused by chemical changes in the minerals due to contact with fire. They can last for many years and over time they form bumps, which are hazardous to vehicles. The BLM will issue citations for burning anything directly on the playa surface. If you plan on burning your art directly on the playa you must talk to the Fire Art Safety Team (FAST) prior to arriving at the event. Consider reducing CO2 emissions by not burning your art and instead repurposing it or recycling the materials. Burning public structures such as lampposts or bulletin boards is prohibited. The burning of other people's artwork is also forbidden. Artists have the sole right to burn their own creation, subject to burn guidelines.

## Digging Holes

Do not excavate holes in the playa larger than six inches in diameter and two feet deep for ANY purpose. Larger holes easily erode within a year's time, even when carefully backfilled, leaving a visible mark and creating a serious safety hazard to drivers. Use an auger or a posthole digger, NOT a shovel. Bag the dirt you are removing so that it doesn't blow away in the wind. Refill the hole by carefully tamping the soil back into place (an inverted sledgehammer works well). Repeat this process every few inches while dampening the soil.

## Historical Artifacts

The collection, excavation or vandalism of archaeological artifacts is prohibited on public lands. If you find something that appears to be an authentic artifact, contact a Black Rock Ranger. If you are curious about the many Native American and pioneer historical sites in the Black Rock Desert Region, we invite you to contact the Oregon California Trail Association ([www.octatrails.org](http://www.octatrails.org)) and join an organized exploration.

# your survival in black rock city

## The elements

### Acclimation - Beating The Heat (& Cold)

The Black Rock Desert is a flat, prehistoric lakebed, composed of a hardpan alkali, ringed by majestic mountains. Daytime temperatures routinely exceed 100°F and the humidity is extremely low. Because the atmosphere is so dry you may not feel particularly warm, but you'll be steadily drying up. Sunscreen, lip balm and lotion are your best friends! At nearly 4,000 feet above sea level, you will burn much faster and more severely than at lower elevations. Apply sunscreen every morning and repeat as needed.

It takes nearly everyone a day or so to adjust to the desert climate. Don't be surprised if you spend your first day feeling queasy and cranky. **DRINK A LOT OF WATER!** Begin drinking more water when you leave home. To stay healthy and enjoy the week, drink water whether you think you need it or not. One gallon of water per person per day is a good rule of thumb.

Eat salty foods to prevent electrolyte imbalance. Consuming alcohol, caffeine or other drugs increases risk of dehydration. Those doing so should pay special attention to water intake. Dehydration can cause headaches, stomach cramps, abdominal pains, constipation, flu-like symptoms, and mood swings and makes it difficult for the body to mend itself. If someone you know complains of these symptoms, or shows signs of either severe overheating or (worse) a case of chills under the midday sun, get them to shade immediately and seek prompt medical help. Go to the Medical Clinic at Esplanade & 5:15 or an Emergency Services Station near the Civic Plazas. Medical staff are always on duty and emergency evacuation is available.

Be sure to have some kind of shade for your camp and lie low during the hottest part of the day. Use sunscreen, sunglasses and a hat. If you don't take a few basic steps to protect yourself, the desert's midday sun will cook you in no time. But when the sun drops over the horizon, temperatures can quickly plummet fifty degrees. Overnight lows can be in the 40s, so bring warm clothing and a good sleeping bag.

### What You Need To Know About Storms

The playa can be subject to sudden bouts of fierce, unpredictable weather. Storm cells may bring high winds, lightning and sometimes rain. Dust storms prowl the playa and can produce instant "white outs" but are usually over quickly. While long, sustained rainfall or prolonged white out conditions are unlikely, come to the event mentally and physically prepared for such occurrences.

- DO NOT DRIVE your vehicle in a storm.
- Relax and wait until conditions change.

### White Outs

- Seek immediate shelter and stay there. (White outs are why goggles are great!)
- If you're far from shelter, sit down, cover your face with your shirt and wait. Carry a dust mask with you at all times!
- Be on alert for moving vehicles.
- If you are driving a vehicle, STOP and wait for the air to clear. You will not be able to see where you are going and could hurt yourself or others.

### Rainstorms

- DO NOT DRIVE your vehicle. You will become stuck and tear up the playa surface.
- Do not ride your bike; playa mud clogs wheels and gears in just a few feet.
- Stay put and tune into BMIR, 94.5 FM for the latest info.

## Water

BRC does not provide water – you must bring your own! Bring 1.5 gallons of water per person per day for drinking, washing and cleaning. Always carry a full water bottle when you leave camp. Public pools and showers are not permitted. Water for private use that entails full body contact or consumption must be potable and come from Nevada State Health Division approved water sources. If you have any questions, contact the Nevada State Health Division: 775-623-6588

## Lighting Yourself

The playa is dark at night, and it's very easy to run into people or things you can't see, like unlit art installations or bikes. PLEASE: light yourself, your bike, your art and your belongings well (front AND back). Consider a good LED headlamp, LED blinky lights, or EL wire. Weak glow sticks and bracelets DON'T cut it and become instant trash and potential MOOP.



# personal survival checklist

## You Must Bring

- Your ticket or your photo ID and confirmation number for Will Call
- 1.5 gallons of water per person per day
- A reusable water bottle
- Food & beverages
- An extensive first-aid kit
- Sunscreen/sunblock & sunglasses
- Warm clothing
- Particle/dust mask
- Goggles to protect eyes during dust storms
- Rope or tie-down straps
- Garbage and recycling bags, and tools to clean up your camp
- Duct tape—you'll find a need for it, guaranteed.
- Flashlights and spare batteries (headlamps are useful)
- Lights for your bike and your person for safe night-time travel
- A good camp tent or other shelter and warm sleeping bags and bedding.
- Portable ashtrays if you smoke (e.g. mint tin that closes securely)
- Prescriptions, contact lens supplies (disposables work great), and anything else you need to maintain your health in a remote area with no services
- Fire extinguishers to protect your camp and property, and if you plan to burn your art
- Common sense, an open mind, a sense of humor and a positive attitude

## Strongly Suggested You Bring

- Shade structures, umbrellas, parasols, sheets; something to break the midday sun
- A wide brim hat (a chinstrap is useful in the wind)
- A cooking stove if you expect to heat food or liquid
- A bicycle (mountain bike or cruisers with balloon tires are best)
- A bike lock (tag your bike with name, playa address, email and phone info)
- Bicycle tire repair kit, pump, spare parts and extra tubes
- Portable shower with a drain system to collect & manage grey water
- Lotion, lip balm and Earplugs (Not everyone will want to sleep when you do!)
- Watertight protective bags (e.g. heavy zip-type) for cameras or electronic gear.
- Costumes, musical instruments, props, decorations, and anything that might make the experience more fun for you and your playa neighbors
- A battery powered AM/ FM radio so you can listen to BMIR radio and stay informed
- Camp marker (flag, banner, distinctive marking)
- 12" tent stakes (rebar is cheap and effective in high wind)
- Plastic bottles or tennis balls to top and protect dangerous rebar stakes
- Extra set of car keys (keys are easily lost and there is no locksmith in BRC!)



# How to Good Citizen of

## Batten Down Your Camp

The desert wind can whip up to speeds exceeding 75 MPH in an instant, picking up everything and hurtling it miles down the playa or smack into your neighbor—sleeping bags, chairs, card tables, ice chests, tents, you name it. So keep objects (any light paper or plastic products, clothing, tarps) secure at all times. Try to position your tent and shade structures to present the smallest possible profile to the wind (prevailing south-southwest to north-northeast). Weight the interior corners of your tent. Rebar makes excellent stakes, but all exposed ends must be capped or bent into a candy cane shape to prevent foot/leg injuries. Rebar tips (including removal) are found on the Burning Man website: [www.burningman.com/preparation](http://www.burningman.com/preparation). Ropes or cables used to stabilize tents can be hazardous at night and should be flagged with a white or reflective material.

## RVs

If you bring a recreational vehicle to the playa be aware there is no dumping station and you may not dump on the playa. The BLM issues citations for the dumping or leaking of grey or black water. Address leaks immediately with a bucket and a shovel. There is no location for scheduling RV servicing appointments. If you see a truck designated 'RV servicing', you can flag them down. RV servicing is available for a \$50 fee for trailers up to 24' long, and \$60 for one grey and one black tank for RVs that are 25'-35' long. Each additional or over-sized tank is \$30. CASH ONLY! You must have a contact person to meet the pump-truck at your RV. Keep a space clear for the truck to access your RV, pump hoses cannot reach beyond 30'. You CAN ask for a receipt. If you have a customer service complaint, record the time of day and the pumper-truck plate number.

Note: pumping services only include removal of grey and black water — not a potable water fill. Use only one-ply toilet paper. Finally, be considerate of your neighbors when running your generator. For more RV survival tips: [www.burningman.com/preparation/event\\_survival/rvs.html](http://www.burningman.com/preparation/event_survival/rvs.html)

## Commerce & Concessions

The sale of products and services by participants is strictly prohibited. The display of commercial logos and banners, or distribution of commercial promotional items or materials is not tolerated in BRC. Sales of handmade items and food items "in order to cover costs of the trip" are not allowed. There is NO participant vending. Bring what you need. Confront your own survival. This is not a consumer event.

## Dogs & Other Animals

Dogs are not permitted. If you show up with your dog, you will not be admitted to the event. This restriction is for the well-being and safety of participants and their four-legged friends. You are strongly discouraged from bringing any animal with you—Burning Man is a loud, tumultuous, and scary place for ANY animal. For questions contact [dogs@burningman.com](mailto:dogs@burningman.com). During the event, go to Playa Info in Center Camp.

## Don't Steal Signs

Emergency Services rely on street signs to navigate our city when responding to emergencies and participants count on them to find their way around. All signs must remain in place through the Temple burn on Sunday night. Seriously folks, we you're your help combatting the rampant theft of street signs early in the event. Recently signs are being stolen right when the gate opens. If you see this happening, say something!

# Be a black rock city



## Children & Families

Burning Man is, and always has been, a family friendly event. Kids are an important part of our thriving culture in Black Rock City and around the world. Parents are responsible for their children's safety and well being at all times. Parents not behaving responsibly with regard to their children may be asked to leave the event. If a child goes missing or you encounter a lost child, alert a Black Rock Ranger immediately. Always be respectful and aware of the presence of children in BRC, and be considerate of their needs as valued members of our community. "Kidsville" is a large camp for families located between 5:00 and 5:30 between E & F. If you are not a family-friendly camp, please place yourself far away from it. For more info, contact [kids@burningman.com](mailto:kids@burningman.com). Check out our Survival Guide specifically for families found at: [http://www.burningman.com/preparation/event\\_survival/kids\\_at\\_bm](http://www.burningman.com/preparation/event_survival/kids_at_bm)

## Participation & Volunteering

Keep this in mind: there is no "they" in BRC. There is only "us." When we see a job that needs to be done, we are inclined to roll up our sleeves and pitch in. Burning Man is a 100% participant funded and staffed event. Sadly, there are always a few people who just don't "get it." These folks believe the mystical "they" will appear to provide for their needs and clean up their mess. Help educate them. If you see someone acting irresponsibly, introduce yourself and speak up. Consider stepping up your participation by volunteering. Visit the V-Spot adjacent to Playa Info.

## Personal Freedom & The Media

Media professionals help Burning Man affect the world by illustrating what we do together as a community. However, Burning Man limits media at the event in an effort to protect participant privacy and experience. Approved cameras are tagged and their operators are acculturated. They have pledged not to interfere with your experience and to ask permission before shooting or filming you. However, you have ultimate responsibility for your image and should ask photographers or videographers how your image will be used. If someone is creating a nuisance with a camera, contact a Black Rock Ranger or Media Mecca immediately. Only professional media cameras are tagged. Visit Media Mecca in Center Camp to learn more.


## Protect Yourself & Your Belongings

While BRC is built on principles Communal Effort and Civic Responsibility, its citizens are not necessarily protected from those with bad intentions. Be aware of your personal safety. Secure your valuables when away from camp, especially on Burn night. Consider locking valuables in your car (Tip: Make two spare door keys — hide one and carry one.) Introduce yourself to neighbors and local Black Rock Rangers. Work together to keep your neighborhood secure. Let someone know where you're going if you wander off alone or with a new friend, and be sure to check in frequently. Make new friends, but be alert to the actions of those you meet. Be cautious about accepting drinks in open containers from strangers. Most importantly, use and trust your instincts.

## Respecting personal boundaries

BRC can be an erotically charged environment. Help prevent sexual harassment and assault while ensuring sex-positive free expression thrives. Consent is key. No means no. Speak up for yourself. It is imperative to know and express your boundaries and to ask about and respect the boundaries of others. As the Bureau of Erotic Discourse (B.E.D.) reminds us: Silence is not consent. For more visit [www.bureauof eroticdiscourse.org](http://www.bureauof eroticdiscourse.org).

# Your Role In Burning Man's Long term survival



While there are practically an infinite number of things you CAN do in Black Rock City, there are some things you need permission or a permit to do, and there are a few things you CAN'T do because they could threaten the future of our event. As a good citizen of BRC, we look to you to support the larger community and own your civic responsibility. Please be aware of these challenges and help mitigate them to keep BRC alive for years to come.

## Porta-Potties: If It Wasn't Made By Your Body, Don't Put It In The Potty

Portable toilets are provided and emptied regularly. Use these facilities only for their intended purpose, not for dumping garbage or grey water. Putting anything but human waste and one-ply toilet paper (2-ply is a BIG no-no) in the potties makes pumping nearly impossible. **NO TAMPONS, TRASH OR WIPES!** Control odors by putting the lid down. Do not dump grey water in the potties: doing so will fill them up too fast and result in disgusting toilets for everyone. Do not defecate or urinate on the playa; it is illegal and an unpleasant mess for everyone. Finally, if there is a truck servicing a bank of potties, don't interfere with their job by using one of the potties—wait until they are finished. Our vendors work really hard so we can all enjoy Burning Man!

## Burn Scar Prevention

Burning Man's ability to return to the Black Rock Desert year after year is directly dependent upon our ability to Leave No Trace—which includes burn scars. Volunteers have spent thousands of hours cleaning up burn scars from past events. It is your responsibility to ensure no burn scars are created: **NEVER** start a fire directly on the playa surface. Not only will it create a burn scar, the BLM will issue a citation. A fireplace, burn barrel or barbecue (in permitted areas only) may be used for small fires. Burn barrels must be elevated 10" off the playa. To learn how to prevent burn scars, visit [www.burningman.com/installations/burn\\_scar\\_prevention.html](http://www.burningman.com/installations/burn_scar_prevention.html).

## Trash In Neighboring Communities

We have very good relationships with the neighboring towns and communities, and we need to keep it that way. Every year the biggest complaint about Burning Man is the trash that flies off of vehicles in surrounding areas. Make sure you cover and secure your load to your car **REALLY WELL** so nothing flies off as you drive the highways,

and **DO NOT** dump your trash or recycling **ANYWHERE** in our neighboring communities except in a designated dumping area. We've compiled a list of them on page 19. Leave No Trace doesn't end when you hit the pavement. If you see somebody dumping their waste somewhere they shouldn't, let them know where they **SHOULD** be dumping it. You can be fined up to \$1000 for illegal dumping.

## Fire Art & Fuel Storage Safety

We love fire at Burning Man, but we must burn safely. Whether you want to have a fire barrel, burn your artwork, or incorporate flame effects in your artwork or Mutant Vehicle, you must follow our Fire Art Safety Guidelines: [www.burningman.com/installations/index\\_fire\\_art.html](http://www.burningman.com/installations/index_fire_art.html). Participants using combustible fuels in an art installation or storing fuel in camp must comply with best practices for storing and handling these materials: [www.burningman.com/installations/fuel\\_storage.html](http://www.burningman.com/installations/fuel_storage.html). Questions about fuel? Contact [fuelsafety@burningman.com](mailto:fuelsafety@burningman.com)

## Noise Control & Sound Policy

Sound travels easily on the playa and not everyone will want to sleep when you do. The only reliable way to get an uninterrupted night's sleep is to bring ear plugs. Audio systems must be held to a maximum power amplification of 300 watts, generating 90 decibels at 20 feet. Speakers must be elevated off the playa surface and be backed by a truck, RV or anything large and solid enough to prevent the sound from traveling backwards. If a problem with sound levels continues after sufficient requests and warnings, the source of power for such device or system will be disabled. Mutant Vehicles are subject to the Mutant Vehicle Sound Policy, and must cut their sound when approaching art installations and performances. The hum of generators becomes annoying over a long period of time. Please keep your neighbors in mind. We recommend generators that are sound insulated, and/or enclosed in a wooden box. DO NOT dig a trench to sound-insulate your generator. For more information visit: [www.burningman.com/preparation/event\\_survival/generators.html](http://www.burningman.com/preparation/event_survival/generators.html).

## Rental Trucks & Corporate Logos

Corporate advertising is not allowed. Cover or decorate logos on rental trucks and RVs. The display or distribution of corporate banners, logos, giveaway items, samples, and other promotional paraphernalia is strictly prohibited, as are product photo shoots (including fashion) and other commercial product placement.

## Hot Springs

BLM stipulations forbid participants from using the local hot springs during the event, some of which are lethally hot. A special team of Earth Guardians working with the BLM will be assigned to patrol and protect these fragile resources. Email [earthguardians@burningman.com](mailto:earthguardians@burningman.com) for more information..

## Serving Food

Gifting food or fresh juices to the public, or running a kitchen serving 125 persons or more (whether public or private) requires a permit from the Nevada State Health Division. Visit [health.nv.gov/BFHS\\_EHS.htm](http://health.nv.gov/BFHS_EHS.htm), and see "Temporary Food Information for Burning Man." You don't need a permit for bar ice, but your ice must come from a source approved by the Health Division, like local stores or our ice sales. If you have questions on playa, representatives from the Nevada State Health Division are available at Playa Info during limited hours – ask at Playa Info for their schedule.

## Respect Our Neighbors

With nearly 70,000 people traveling through these normally quiet rural towns, we have a significant impact on the communities surrounding the Black Rock Desert. DRIVE SLOWLY. Life moves at a slower pace in Black Rock country and it's important to remember that you are an ambassador of Burning Man. Be courteous and patient, dress appropriately and do not impart a party atmosphere. We are guests here. Be polite and friendly to all local residents and remember to Leave No Trace.

## Pyramid Lake Paiute Tribe

On your way to Burning Man on Hwy 447 you will drive through the Pyramid Lake Paiute Tribal reservation. Drive slowly—speed limits are strictly enforced. Please be respectful, not only is Pyramid Lake home to two types of endangered fish, but the lake is considered sacred. You must obtain a permit to swim in or camp around Pyramid Lake. Day use permits are only \$6 and camping permits are \$9 per day. Northbound Burners may purchase a permit at the I-80 Smoke Shop in Wadsworth. Permits are also available in Reno, Sparks, Fernley, Nixon, and Sutcliffe. Check the Travel Info in the Preparation section of the Burning Man website for specific locations. For more information about the Paiute tribe and their land, please visit [www.plpt.nsn.us](http://www.plpt.nsn.us). Members of the Pyramid Lake Paiute tribe may offer services to our participants along the way, such as car washes, Indian tacos, food drives and trash collection. All vendors are required to register with the tribal government. There are two stores with gas stations on tribal lands that may be open 24 hours during the opening and closing days of the event. Please support the Pyramid Lake community. To learn more about the area and the Paiute tribe, visit the Pyramid Lake Museum and Visitor's Center, at 709 State Street in Nixon.

## Gerlach & Empire

The citizens of Gerlach and Empire welcome us; please be considerate of them in return. Drive slowly and don't block driveways or streets. They each have a gas station, a market and several street vendors. Be aware that pulling over to patronize these businesses can cause major traffic issues. Remember, regular traffic laws still apply and you may be ticketed for obstructing traffic or creating a nuisance. DO NOT replenish your water supply from a private local spigot. Water is precious in the desert, and this water belongs to local residents. And don't forget to Leave No Trace!



# Law enforcement

## At Burning Man And The Surrounding Areas

### Public Agencies That Patrol The Event

Several public agencies are on site to issue required permits and to enforce local and state laws. These include: The Bureau of Land Management (BLM), Pershing County, Nevada State Health Division and the Washoe County Health Department. The roads leading to and from the event are patrolled by: Nevada Highway Patrol, Washoe County Sheriff, Pershing County Sheriff, Nevada Department of Transportation and the Pyramid Paiute Tribe.

BLM Rangers typically wear tan pants and short-sleeved shirts with a logo on their sleeves. They patrol Black Rock City and the surrounding Black Rock Desert. The Nevada State Health Division protects the health of our citizens and prevents foodborne epidemics. Please cooperate with their lawful inspections of all public food preparation at our event. It is not the mission of these agencies to police your lifestyle or inhibit self-expression. They fulfill the same function as the police in any other city. It is their duty to respond to infractions of the law.

### Disclaimer

This Survival Guide provides information about laws applicable to activities within the Black Rock Desert in the State of Nevada. But legal information is not legal advice, which is an interpretation of the applicable law to specific circumstances.

Although we strive to ensure the accuracy and usefulness of the information here, you should consult a lawyer if you want legal advice about a particular situation. You may stop by Playa Info to learn more from ACLU volunteers.

### Public & Private: Your Right To Privacy

In Black Rock City, many distinctions between what is private and what is public tend to soften and disappear. However, BRC is subject to local, state, and federal laws. If you violate these laws you may be subject to arrest or citation.

### What is Illegal?

The following are just some of the laws you should be aware of:

- The use and possession of illegal drugs are violations of the law. You will receive a citation if BLM Rangers see you doing drugs and/or your drug paraphernalia.
- Medical marijuana cards are not recognized by the federal government, and the State of Nevada does not recognize medical marijuana cards from other states. Medical marijuana is only legal in a handful of states. Possession of marijuana is a federal infraction in the Black Rock Desert. Having a medical marijuana card is NOT a defense.
- Driving Under the Influence (DUI) is a violation of the law. Nevada's blood alcohol limit (BAC) is .08 for drivers 21 years of age and older, and 0.02 for drivers under 21.
- Serving alcohol to minors is illegal. If your theme camp has a bar where alcoholic drinks are gifted, the person serving alcohol must check that any person being served is over 21. It is a State and local offense for anyone under 21 to consume alcoholic beverages or to pass themselves off as being of age. It is a violation of Pershing County law for minors to even possess alcoholic beverages.
- Any act of assault or theft is a violation of the law, and may be cited as a felony federal offense.
- The discharge of unauthorized fireworks is a violation of local, state and federal laws. Some Native American reservations in Nevada allow the sale and use of fireworks that are NOT legal in the surrounding jurisdictions. THE POSSESSION OR USE OF FIREWORKS IS ILLEGAL OUTSIDE OF THE RESERVATION, even if they were purchased legally.
- The possession of any illegal drug with intent to distribute is a more serious felony offence. The possession of large quantities or a variety of drugs may be interpreted as evidence of intent to distribute. Possession of drug paraphernalia with the intent to use it to ingest a controlled substance is a violation of the law. Giving illegal substances to someone else could be considered drug trafficking.
- Firearms are prohibited at the event.



This could be the most important reading you do before arriving in BRC

## Laws Specific To Black Rock City

- Light your Mutant Vehicle: BLM regulations require that all motorized vehicles driven at night, including art cars, motor scooters and go-peds have front and rear lights. All drivers must have their driver's license on them when operating any vehicle.
- Urination and defecation on the playa is a violation of federal regulations. You may be issued a ticket that will cost you hundreds of dollars.
- You may only enter and exit the event site through the Gate. Prior to the event, the BLM issues a federal closure order, creating a closed zone around BRC to ensure the safety of participants and users of the Black Rock Desert. You may not enter the closed zone except at the main Gate and you may not drive outside of BRC in the area adjacent to its boundaries. Do not attempt to break through our city boundaries or avoid traffic at the conclusion of the event. **PROPER USE OF THE MAIN GATE WILL BE STRICTLY ENFORCED BY LAW ENFORCEMENT DURING EXODUS ON SUNDAY AND MONDAY.**
- Violating posted speed limits or boundary signs on the playa may result in a moving violation that imposes a \$250 fine.
- Hiking in or through the closure zone is highly discouraged. Those on foot in this area should be prepared to show a ticket stub or risk citation by law enforcement.
- Using area hot springs during the event is a violation of the closure order.

## How To Behave With Law Enforcement

Law enforcement officers have a difficult yet important job, both on and off the playa. Please respect the valuable work that they do – we could not have the event without their services. It is the duty of all law enforcement personnel to enforce the law. Your best protection is to obey the law. However, everyone has a right to courteous, respectful and legally correct treatment by police officers. Visit [www.burningman.com/preparation/event\\_survival/law\\_enforcement.html](http://www.burningman.com/preparation/event_survival/law_enforcement.html) for extensive and invaluable information about these critically important topics:

- How to behave with law enforcement
- What to do if you're stopped for questioning
- What to do if you're a bystander during an interaction with law enforcement
- What to do if you're arrested or taken to a police station
- What to do if the police stop you while you are driving

## Community Resources

Members of our own volunteer organization, the Black Rock Rangers, wear khaki attire with the Burning Man logo on their chests, backs and vehicles. They are not law enforcement officers. They engage with issues related to community norms and rules and are empowered by the Burning Man community and the event's organizers to address safety concerns, mediate disputes, and resolve conflicts that cannot be resolved by the persons involved. They are members of our community. You should feel free to request their assistance at any time. You can find Ranger headquarters in Center Camp or the outposts in both the 3:00 & 9:00 plazas.

Members of Burning Man's Black Rock City Emergency Services Department wear yellow uniforms labeled "Emergency Services" and feature the Burning Man logo on their uniforms and vehicles. They provide BRC with fire fighting, emergency medical, and mental health services. They are not part of any law enforcement or other outside agency. The Medical Clinic is on Esplanade & 5:15 and Emergency Services Stations are near the 3:00 & 9:00 Civic Plazas.

## Help From Law Enforcement

If you need Law Enforcement assistance for any reason – please wave down an LE patrol, find a Black Rock Ranger who will help you contact LE, or visit the LE station located at 5:30 and Esplanade. The station is open 24/7 during the event and is staffed by BLM and Pershing County Sheriffs.

## Law Enforcement Feedback

If you have any feedback (negative or positive) for Law Enforcement, please fill out a Law Enforcement (LE) Feedback Form at Playa Info or Black Rock Ranger HQ in Center Camp. You can also provide feedback directly to LE via the LE Substation. Your feedback helps improve how we work with the agencies to ensure the safety of our event.

## Law Enforcement Feedback Forms

The Burning Man organization wants to know about your interactions with law enforcement. If you have feedback (including positive!) please fill out a Law Enforcement Feedback Form at Playa Info or at Black Rock Ranger HQ in Center Camp. Feedback helps us improve how we work with Law Enforcement to ensure the safety of our event. Be sure to fill out the form completely and truthfully. Include the officer's name, agency, vehicle license number, badge number, time of day, details of the event and the names of any witnesses. Avoid hearsay and accusations that can't be substantiated. Please don't provide critical feedback about Law Enforcement if you were simply caught breaking a law.



# transportation & traffic

## Getting to and From Black Rock City

### Traffic

Traffic is one of the biggest challenges our community faces. In addition to longer wait times to get to and from BRC, traffic places added stress on the surrounding rural area. Here is how we can work together to make a difference:

- Carpool! Fewer vehicles on the road will help reduce wait times.
- Take the Burner Express: <http://burnerexpress.com/>
- Arrive and depart at non-peak times to spread out vehicle traffic. You will also have shorter wait times! Peak arrival and Exodus days are Sunday and Monday.
- On your way to BRC, watch our @BMan-Traffic Twitter feed and listen to BMIR on iHeartRadio for regular traffic updates at the top of the hour. During Exodus listen to BMIR 94.5 FM for regular updates on wait times and other traffic information. You can also listen to public service announcements during arrival and exodus on the Gate-operated GARS station at 95.1 FM.

### Load your Vehicle Safely!

Loading your vehicle properly, whether it is a car, truck, trailer, motor home, or anything towed, will make your trip safer and less stressful. Apply some simple precautions to ensure safety.

- Never exceed the load capacity or the towing capacity of a vehicle or trailer. Check the recommended (not the maximum) weights for your vehicles and do not exceed them.
- Don't exceed the weight recommendations for a trailer and hitch.
- Load your vehicle safely. Heavy items should be located low, centered, and over or between the axles. For trailers, load the heaviest items toward the front. Secure your load with straps or rope.
- Cover your load with a tarp whenever possible.
- Make sure that the brakes and lights work on your vehicle and any trailer you're towing.
- Always use safety chains, installed between your trailer and the tow vehicle.
- Do not overload the roof or roof rack on your vehicle. Large or bulky objects, even if they are lightweight, can make driving dangerous in cross winds. They may loosen and fall off. An extraordinary number of full trash bags are found along the roadside after Burning Man due to poorly secured loads.

### Vehicle Maintenance

Many mechanical problems that leave drivers stranded can be avoided with a little extra preparation before leaving. There are several things to keep in mind when preparing your vehicle. You are traveling to the Nevada desert in August. Temperatures can reach well above 100°F during the day. Your vehicle is going to be loaded with extra weight by gear. Check your vehicle's tires and air pressure after loading your vehicle. Before leaving home, follow these tips below to ensure your vehicle is ready for the trip.

There are limited services for the 76 miles between Wadsworth and Empire. This means no reliable access to gas and NO water and you'll need to plan accordingly. Also, be wary of picking up hitchhikers – they may not have a ticket! Insist on seeing a ticket before giving anyone a ride.



Have your local mechanic inspect your: radiator, tires (including your spare), belts, brakes, hoses, lights and fluids.

### Travel Tips & Reminders

Many motorists will travel on Interstate 80 until they reach the Wadsworth exit. The roadway from Wadsworth to the playa (Hwy 447) is very different from I-80. I-80 is designed to accommodate several thousand vehicles per hour. Hwy 447 is a two-lane road without wide paved shoulders, signs indicating rest areas, or pull-outs. Hwy 447 has many blind curves, grades, open range areas and soft sand roadway shoulders. Pay attention to the roadway and obey all traffic laws. Buckle up. Drive safely.

- Use the Wadsworth or Nixon gas stations' rest areas (and fill up your gas tank) before traveling north to the event. This will help reduce the need to stop alongside the road and the potential of getting stuck in the soft sand shoulder (this occurs often).
- There is an overabundance of jackrabbits in the area. It is not worth jeopardizing your safety to swerve in an attempt to avoid them.
- If you do need to pull over, look for a wide open area that doesn't have steep shoulders bordering the highway. Do not to create a traffic hazard.
- Stop and look carefully at all train crossings. Estimating the speed of trains is misleading in the broad desert expanse. Always wait for oncoming train to pass before crossing railroad tracks.

This is open range area. "Open range" means there are no fences bordering the roadway, so cattle explore the range freely. After dark the cattle are often drawn to the road to soak up the warmth retained in the asphalt. Cows are worth over \$2,000 each and if you hit one in the open range you or your insurance will be held responsible. Hitting a cow is no fun, as anyone who's done so can tell you. Be safe and smart. Do not speed. Be prepared to share the road with livestock and wildlife.

- Avoid pulling over near curves and grades. These areas can be extremely dangerous for you and other motorists when attempting to re-enter the roadway. Approaching motorists are often unable to see you.
- The state highway leading to Gerlach (the closest settlement to Black Rock City) and all other roads in the area are patrolled by the Nevada Highway Patrol. Observe posted speed limits. Local kids and pets play in the road. BE CAREFUL!
- If stopped for speeding on tribal lands (Nixon and Wadsworth) be prepared to post a fine immediately.

Most vehicle accidents in which participants are injured occur on Hwys 447 & 34 on the final approach to BRC. It is sadly ironic that people have often made it across the country only to

have a serious injury in the last few miles. Please be cautious. Tired? Stop to rest!

- Do not throw cigarette butts or – or anything burning – out the window!
- Yield to emergency vehicles – meaning get off the road as quickly and safely as possible to allow them to pass.
- When using safety chains with a trailer, be sure they aren't dragging on the pavement. They can cause sparks, leading to brushfires.
- Be advised that law enforcement has been known to search vehicles. Do not park alongside Hwy 34. The county sheriff will ticket any vehicles that are parked by the roadside. Gate Road is your only access to Black Rock City. There are no other routes.
- The BLM declares an off-road closure throughout a two-mile area around our city. It is patrolled by law enforcement agencies. Anyone attempting to enter the playa off-road will be subject to substantial fines. Furthermore, the margins of the lakebed are saturated with water. You will get stuck. Mired vehicles have remained stranded for days or weeks.
- And please, consider filling up on gas on your way into the event; it is much easier to do this than to get gas on the way out.

# pack it out

## Where To Take Waste And Recycling After The Event

DO NOT discard refuse along the highway, in neighboring towns or rest areas, or behind private businesses. This reflects VERY poorly on our community and threatens Burning Man's future. Pack your load securely. In the event you have to carry garbage on top of your vehicle, make sure it is double bagged and strapped down securely. Several public landfills are located conveniently nearby. The Nevada Highway Patrol may issue tickets to anyone placing trash on the ground. There is a \$2,000 fine for littering. Dispose ONLY at authorized collection areas!

### Exodus Trash & Recycling Network

There are several convenient 24-hour trash and recycling centers along Exodus routes. OPEN 24 HOURS Saturday, August 30 – Wednesday, September 3. Recycling is free and trash disposal is approximately \$5 per 35-gallon trash bag. Human and other hazardous waste is absolutely prohibited!

Accepted Recyclables: Bicycles, plastics (SPI 1-5), glass, all metals, paper, cardboard, plastic bags, household batteries (rechargeable and disposable), and non-perishable food and water. Clean, sort and de-bag your recyclables before depositing into the appropriate containers. Deposit trash separately into dumpsters.

### Drop Off

#### to the South, East, & West

##### Save Mart Supermarkets

- 525 Keystone Avenue, Reno, NV, 775-786-2150
- 9750 Pyramid Lake Highway, Sparks, NV, 775-425-2700
- 565 East Prater Way, Sparks, NV, 775-359-9060
- 195 West Plumb Lane, Reno, NV, 775-786-0138 (back of store)

#### to the North...

##### Rabbit Traxx Store

580 Patterson Way, Cedarville, CA, 530-279-2022

Proceeds beyond expenses will be donated to new Black Rock Solar installations or other community programs in the region. Non-perishable food and water will be donated to local Food Banks, and bicycles will be donated to local bike programs to support kids in need. Your participation in the eighth year of this multi-community project is greatly appreciated! Leave

### Other Places For Trash

**Waste Management Lockwood Landfill** 2401 Canyon Way, Lockwood, NV, 775-342-0401. 8 a.m. to 4:30 p.m. Closed weekends and Labor Day. \$9 per cubic yard, \$21 minimum.

**Waste Management - Reno Transfer Station** 1390 East Commercial Row, Reno, NV, 775-329-8822. 7 a.m. to 5 p.m. Monday to Friday, 8 am to 4:30 pm on weekends. Open Labor Day. \$8.20 per cubic yard, \$19 minimum.

### Other Places For Recycling

**1100 East Commercial Row**, Reno, NV, 775-326-2383

Open 8 a.m. to 4:30 p.m., Monday to Friday. Bins available 24 hours on weekends and Labor Day.

#### RSW Recycling Sparks:

1451 East Greg Street, Sparks, NV, 775-326-2383

Open 8 a.m. to 4:30 p.m., Monday to Friday. Closed weekends and Labor Day.

For more options look up recycling and salvage centers along your route home by entering the zip code at: [www.earth911.org](http://www.earth911.org)

### Where To Dump RV & Grey Water

Contact locations directly before the event for charges, hours, possible after-hours appointments and dump capacity.

**I-80 Smokeshop & Campground:** 1000 SmokeShop Circle, Wadsworth, NV, 775-224-1310; 775-686-9355

**Pyramid Lake Marina & Campground:** 2500 Lakeview Drive, Sutcliffe, NV, 775-224-1310; 775-686-9355

**Love's:** 825 Commerce Center Drive, Fernley, NV, 775-575-2200

**Golden Gate Petroleum:** 1055 South Rock Blvd, Sparks, NV, 775-358-7400

**TA Travel Center:** 815 Nichols Blvd, Sparks, NV, 775-359-0550  
Reno Boomtown KOA: 2100 West Garson Road., Verdi, NV, 775-345-2444

**Terribles Gold Ranch RV:** 320 Gold Ranch Road, Verdi, NV, 775-345-8880

**Modoc District Fairgrounds** (south end): 1 Center Street, Cedarville, CA, 530-279-2315

**Alturas Chevron:** 1010 North Main Street, Alturas, CA, 530-233-5114

Larger camps should consider setting up a contract with United Site Services to collect their grey water in BRC. With 30 days notice, they can also provide and pick up a collection tank for your camp.

# Map & directions to burning man

## Gerlach to Black Rock City

From Gerlach, go north-west on Hwy 447 for one mile to the fork. Take the right-hand fork, Hwy 34, and continue eight miles to the Burning Man entrance on the right. The 12 mile playa entrance just beyond ours will not take you to Burning Man and will be patrolled by BLM Rangers.



## From the North

From US 395, go 25 miles east on Hwy 299 to downtown Cedarville. This is the last opportunity to fill up on gas, supplies and services for 84 miles. From there go south onto Hwy 447 and proceed 84 miles to Gerlach.

## From the South

Visit: [www.burningman.com/preparation/travel\\_info/la\\_to\\_brc.html](http://www.burningman.com/preparation/travel_info/la_to_brc.html)

## From the West

**Route 1:** From Reno take I-80 east 28 miles. Take the Wadsworth/Pyramid Lake Exit #43 to Hwy 447. You can get gas here. Go north one mile to Wadsworth and turn left, staying on Hwy 447. It's 78 miles to Gerlach.

**Route 2:** From Reno take I-80 east for four miles. Take Exit #18 Pyramid Way to Hwy 445. Turn left and travel north for 31 miles. At Pyramid Lake, turn right on Hwy 446, and go east 12 miles to Nixon. You can get gas here. Turn left on Hwy 447, traveling north. 54 miles to Gerlach.

## From the East

From Winnemucca on I-80, it is 130 miles to Wadsworth/Pyramid Lake Exit #43. Follow the same directions as From the West Route 1 above. The other route, Jungo Road, is a very rough dirt road with easy-to-miss turns, mining vehicles, a couple of treacherous dips and is likely to cause a flat if not worse. Please don't try this route.

## Exodus

Give some thought to how you will leave BRC, and when. Know what to expect and plan accordingly. Simply put, we simply cannot get vehicles off the playa any faster than we have in the past at the peak of Exodus (typically Sunday and Monday). Plan on a 6-8 hour wait from BRC to the paved highway. Plan for another 3+ hours to Reno during these peak times. These times could increase if there are accidents or other traffic issues, including too many people trying to leave BRC at once. The more participants spread out their departures, the shorter wait times will be. Do not cut in front of your fellow Burners, or try to dangerously pass cars on the highway to save a few minutes. Be patient and above all, keep the playa vibe with you! Part of a Theme Camp or art project? Help with strike and leave on Tuesday.

## Pulsing: exodus peak times

We will implement Pulsing from 12:01 a.m. Sunday morning until 11:59 p.m. Monday, or until there is not a need. Pulsing is a system of moving vehicles at regular intervals toward the highway on Gate Road to avoid the long slow creep that challenges the sanity of even the most patient among us. With Pulsing, vehicles stop and turn off their engines. Then, every hour, vehicles are pulsed a mile forward all at once. Pulsing does NOT get you out of the city more quickly, but it give you a break from driving and is more environmentally friendly. Use this time to meet your neighbors! During Pulsing operations, expect to be stopped along Gate Road for long periods of time. Potties will be available. Listen to Gate Area Radio 95.1 FM for Exodus and Pulsing info. Want more info on Pulsing? Check it out here: [gate.burningman.com/Pulsing\\_Diagram.jpg](http://gate.burningman.com/Pulsing_Diagram.jpg)

## Exodus questions

For a full list of frequently asked questions about Exodus, go here: [gate.burningman.com/faq-gate](http://gate.burningman.com/faq-gate)